

Overview of evaluated areas

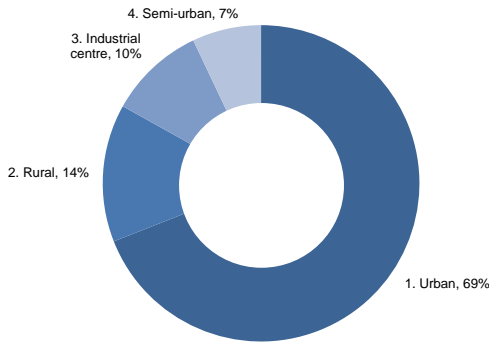
Oblast	Raion						Total Sites	Raion Population	Site Population	% covered
		Quota	Urban	Industrial	Semi-Urban	Rural				
Dnipropetrovsk		10	5	2	0	2	9	2285776	994802	44%
	Dniprodzerzhynsk	1	0	1	0	0	1	248439	248439	100%
	Dnipropetrovsk	3	3	0	0	0	3	995512	328665	33%
	Dnipropetrovskiyi	1	0	0	0	1	1	84614	1362	2%
	Kryvyi Rih	2	1	1	0	0	2	654893	231875	35%
	Nikopol	1	0	0	0	0	0	117857	0	0%
	Novomoskovskiyi	1	0	0	0	1	1	74722	74722	100%
	Pavlohrad	1	1	0	0	0	1	109739	109739	100%
Donetsk		32	24	2	3	2	31	3722471	2399849	64%
	Amvrosiivskiyi	1	1	0	0	0	1	45039	18682	41%
	Artemivsk	1	1	0	0	0	1	103493	77474	75%
	Avdiivka	1	1	0	0	0	1	35090	35090	100%
	Dobropillia	1	1	0	0	0	1	62942	30884	49%
	Dobropilskiyi	1	0	0	0	1	1	16273	1095	7%
	Dokuchaievsk	1	1	0	0	0	1	24425	23641	97%
	Donetsk	4	4	0	0	0	4	965828	339614	35%
	Druzhkivka	1	1	0	0	0	1	69407	59596	86%
	Dymytrov	1	1	0	0	0	1	50526	49519	98%
	Dzerzhynsk	1	1	0	0	0	1	72806	34750	48%
	Horlivka	1	1	0	0	0	1	274694	254416	93%
	Khartsyzk	1	0	1	0	0	1	103226	58641	57%
	Kostiantynivka	1	1	0	0	0	1	76065	76065	100%
	Kramatorsk	1	1	0	0	0	1	196242	162811	83%
	Krasnoarmiisk	1	1	0	0	0	1	76948	64533	84%
	Krasnyi Lyman	1	1	0	0	0	1	23390	0	0%
	Makiivka	1	1	0	0	0	1	389879	351820	90%
	Mariupol	1	0	1	0	0	1	480406	458533	95%
	Novozovskiyi	0	1	0	0	0	1	35603	11740	33%
	Shakhtarsk	1	1	0	0	0	1	60318	50468	84%
	Sloviansk	1	1	0	0	0	1	136883	116694	85%
	Slovianskyyi	2	0	0	0	1	1	33914	4630	14%
	Snizhne	1	1	0	0	0	1	69979	48003	69%
	Starobeshivskiyi	1	0	0	1	0	1	50336	6293	13%
	Telmanivskiyi	1	0	0	1	0	1	29157	0	0%
	Torez	1	0	0	0	0	0	80048	0	0%
	Velykonovosilkivskiyi	1	0	0	1	0	1	40632	5992	15%
	Volnovaskyyi	1	1	0	0	0	1	83221	23164	28%
	Yasynuvatskyyi	1	1	0	0	0	1	35701	35701	100%
Kharkiv		11	5	0	0	4	9	1737683	410348	24%
	Bohodukhivskiyi	1	0	0	0	1	1	39677	1007	3%
	Chuhuiv	1	1	0	0	0	1	33227	32379	97%
	Chuhuivskiyi	1	0	0	0	1	1	46830	46830	100%
	Izium	1	1	0	0	0	1	51175	51175	100%
	Iziumskyyi	1	0	0	0	1	1	17914	17914	100%
	Kharkiv	4	2	0	0	0	2	1451132	220600	15%
	Kupianskyyi	1	0	0	0	1	1	25283	25283	100%
	Zmiivskiyi	1	1	0	0	0	1	72445	15160	21%
Luhansk		14	10	3	0	1	14	1369415	787675	58%
	Alchevsk	1	0	1	0	0	1	110474	110474	100%
	Antratsyt	1	1	0	0	0	1	77239	54242	70%
	Krasnodon	1	1	0	0	0	1	103130	44014	43%
	Luhansk	4	4	0	0	0	4	463287	256252	55%
	Lysychansk	1	0	0	0	0	0	118762	0	0%
	Popasnianskyyi	1	1	0	0	0	1	40204	21765	54%
	Rovenky	1	1	0	0	0	1	83337	47370	57%
	Rubizhne	1	0	1	0	0	1	59951	59951	100%
	Sievierodonetsk	1	0	1	0	0	1	119308	108899	91%
	Stanychno-Luhanskyyi	0	0	0	0	1	1	49791	1833	4%
	Starobilskyyi	1	1	0	0	0	1	46252	17980	39%
	Sverdlovsk	1	1	0	0	0	1	97680	64895	66%
Zaporizhzhya		9	5	0	2	1	8	1240952	450865	36%
	Berdiansk	1	1	0	0	0	1	118632	115500	97%
	Berdianskyyi	1	0	0	0	1	1	25991	2473	10%
	Melitopol	1	1	0	0	0	1	156889	156889	100%
	Melitopolskyyi	1	0	0	0	0	0	50122	0	0%
	Prymorskyi	1	1	0	0	0	1	30848	12194	40%
	Yakymivskyyi	0	0	0	1	0	1	34298	11952	35%
	Zaporizhzhia	3	1	0	1	0	2	766268	151857	20%
	Zaporizkyyi	1	1	0	0	0	1	57904	0	0%
5	64	76	49	7	5	10	71	10356297	5043539	49%

Analysis of site selection and characteristics (urban/rural, level of fighting, presence of IDPs)

- A purposive sample based on key informants is not representative of the non-sampled population. However, as key informants are providing information on a large number of people, it is representative (within the limits of the key informants' knowledge and accuracy) of all people living in the areas about which key informants are responding.
- The key informants provided information concerning **49%** of the population of all assessed raions (level 2 admin areas), and **35%** of the total population of all assessed oblasts (level 1 admin areas), i.e. including non-assessed raions. Raions and sites were purposely selected to ensure all most-affected areas were assessed.
- The total population of all assessed sites was **5.0 million**, out of a total population of **14.4 million** in the five oblasts.
- The region is heavily urbanised, with **85%** of the population across the five oblasts living in urban areas. This is reflected in the choice of sites, with **79%** of sites being classified either as 'urban' or 'industrial centre', and the remaining **21%** as 'rural' or 'semi-urban'.

Site Type:

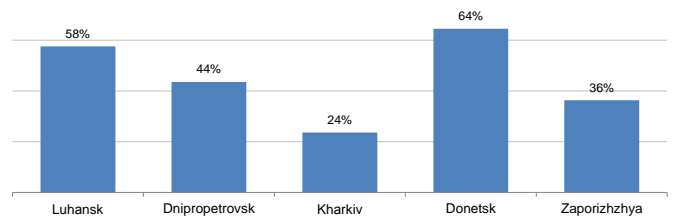
Percentage selecting each option



Population covered

Population of assessed sites, as percentage of raion population

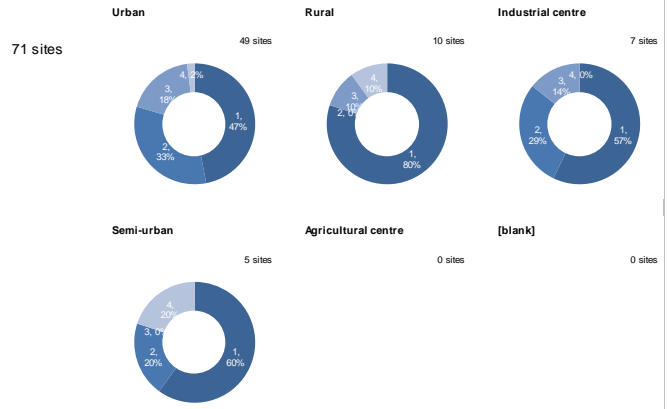
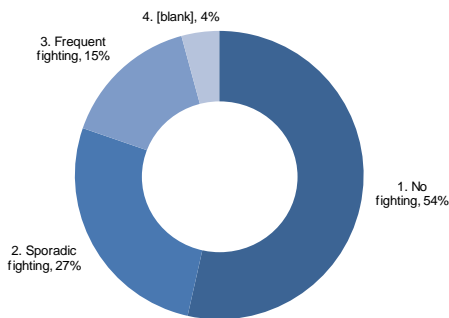
71 sites



- Sites covered a mix of areas differently affected by the fighting, with **54%** reporting no fighting in the last 30 days within the vicinity, and **41%** reporting sporadic or frequent fighting. Fighting was more often reported in urban areas, and then in decreasing order in industrial centres, semi-urban areas and rural areas. In the latter, only 1 site out of the 10 assessed reported fighting.

Security situation in last 30 days at this site and surrounding areas 50 KM radius: (Perception of people living in the area)

Percentage selecting each option

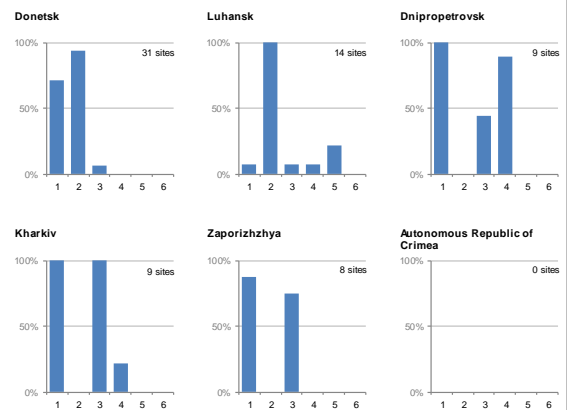
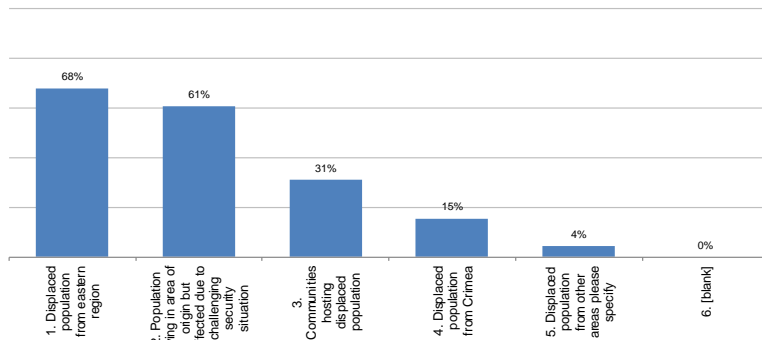


- The type of population present in the assessed sites differed by oblast. Although **68%** of all sites reported the presence of people displaced from the east, these populations were present in the 3 neighbouring oblasts of Dnipropetrovsk, Kharkiv and Zaporizhzhya, as well in Donetsk oblast itself; however, they were not present in Luhansk. In Kharkiv and Zaporizhzhya this displaced population was matched by the presence of communities hosting the displaced, though not in Dnipropetrovsk. Only the latter oblast reported the presence of Crimean refugees, though this was reported there by **8 of 9** sites.

What type of affected population live in this assessment site Multiple Select

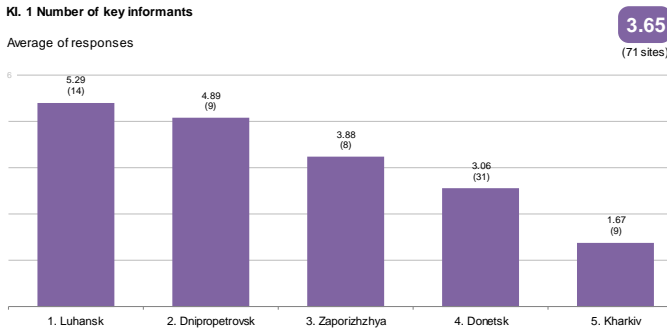
Percentage selecting each option

71 sites

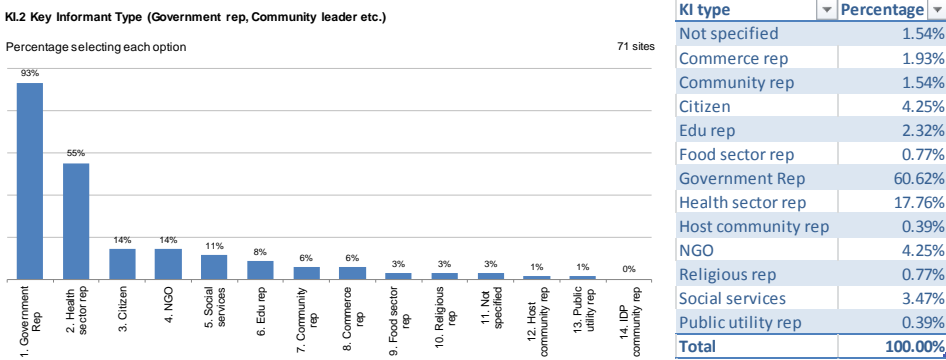


Analysis of Key Informants

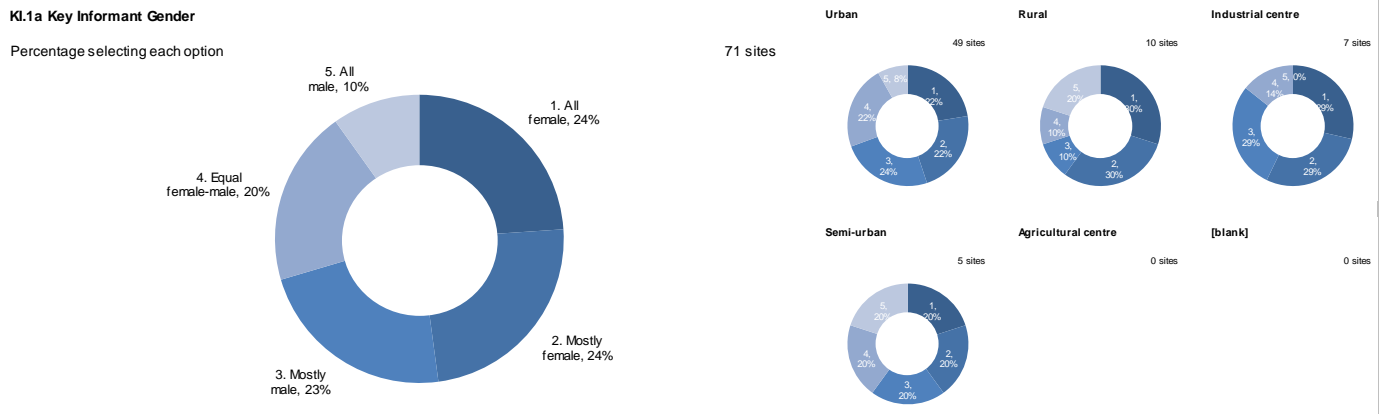
- 71 sites were assessed in total. Each site collated information from multiple key informants. In total, 259 key informants were interviewed, an average of 3.6 per site.



- 93% of sites interviewed at least one representative of the local authorities. These represented 61% of all key informants.
- 55% of sites interviewed at least one health sector professional, which represented 18% of all key informants. However, no IDP representatives were interviewed.



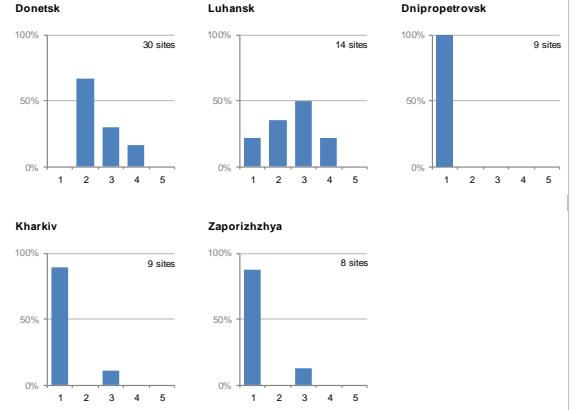
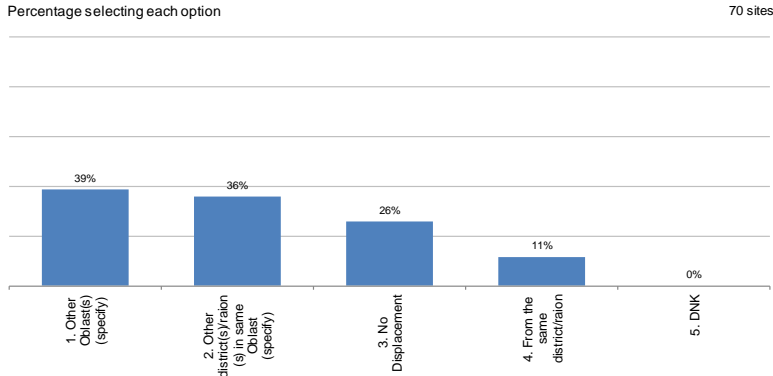
- Overall, 60% of informants were female, and 40% male. Each site was categorised according to the gender balance between its key informants. 48% of all sites were sites with either all or mostly female key informants, 33% all or mostly male and the remainder equally split.
- This relatively even key informant gender balance is also present when looking at individual site types (urban, rural etc.) or oblasts.



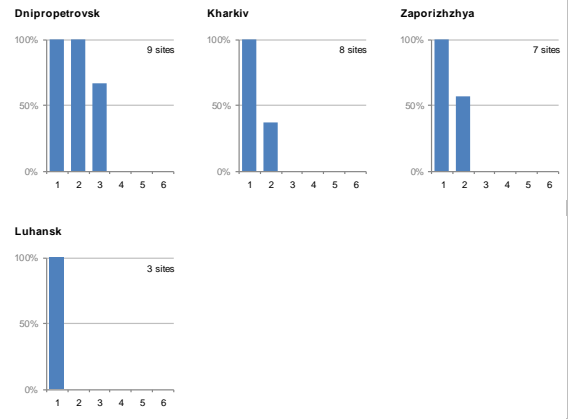
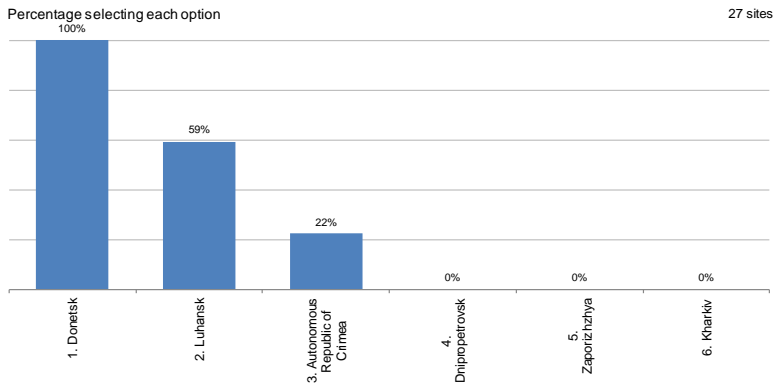
A. Population and Displacement

- [A1.1] An analysis of where incoming IDPs are coming from, according to key informants at assessed sites, presented **little** evidence for internal displacement within any of the three neighbouring oblasts of Dnipropetrovsk, Kharkiv and Zaporizhzhya, with IDPs there all mainly coming from other oblasts. While IDPs from Donetsk were consistently reported in all sites in oblasts outside Donetsk itself, IDPs from Luhansk were reported **more frequently** in Dnipropetrovsk than in Kharkiv or Zaporizhzhya IDPs remaining in Donetsk and Luhansk have **mostly** been displaced within the oblasts themselves, though **some** sites reported presence of IDPs who had moved from Donetsk to Luhansk.
- Dnipropetrovsk was the **only** oblast that reported IDPs from Crimea, which were present there in **6 of 9** sites.

A1.1 At this site where are most displaced coming from? (Tick one only)

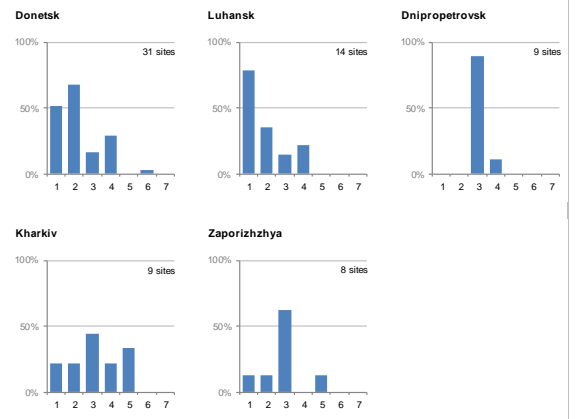
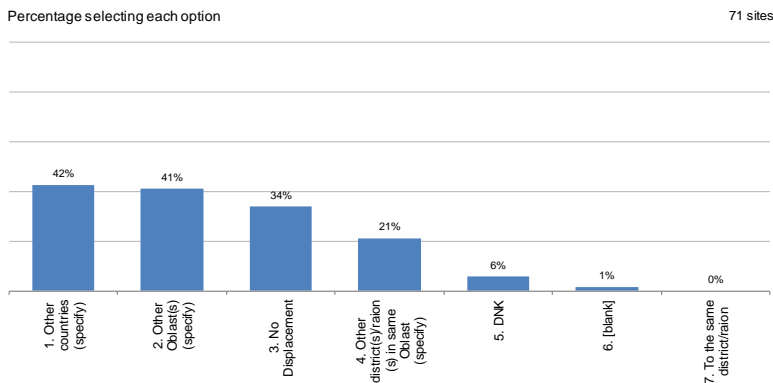


A1.1 At this site where are most displaced coming from? Other Oblast(s) (specify)



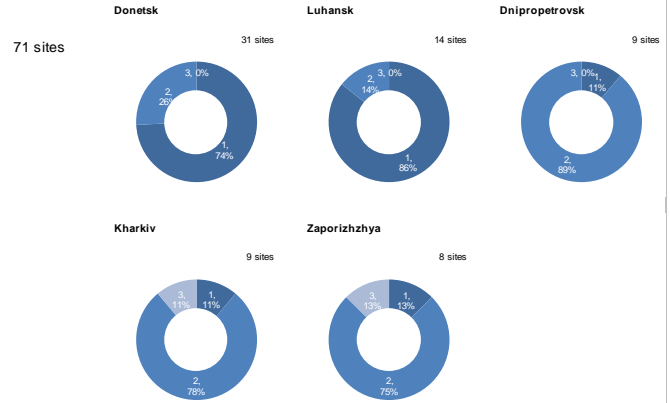
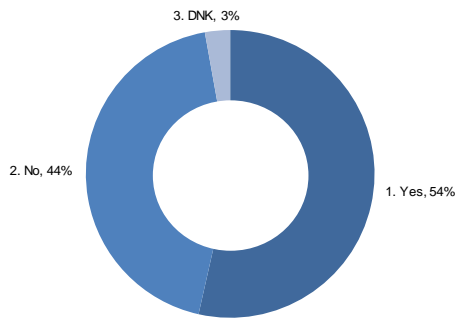
- [A1.2] Analysing where departing displaced people are fleeing to, although sites were evenly split between 'other countries' and 'other oblasts' (cited as a principal destination by **42%** and **41%** of sites respectively), this hides regional differences. Departures from Donetsk oblast were reported as being internal (to other oblasts) more often than external movements (**68%** compared to **52%**), whereas in Luhansk external movements were cited much more frequently (**79%** versus **36%**).
- No** external movements were reported in any site to any country other than Russia. Internally, the most frequently cited destination for IDPs from both Donetsk and Luhansk oblasts was Crimea (mentioned by **66%** of sites reporting inter-oblast displacement), Dnipropetrovsk (**59%**) and Kyiv city (**55%**, including **all** of the Luhansk sites). Odessa, at **28%**, was much more frequently mentioned than L'viv, at only **3%**. Excluding the three neighbouring provinces already covered in this assessment, this suggests the prioritisation of IDP assessment in Kyiv city as well as Odessa and Ivano-Frankivsk oblasts
- Localised movements within the same raion were not reported as significant in any site, though this may be because such movements would be very difficult to find out about, or rarely classified as displacement by key informants.

A1.2 At this site where are most displaced fleeing to? (Tick one only)



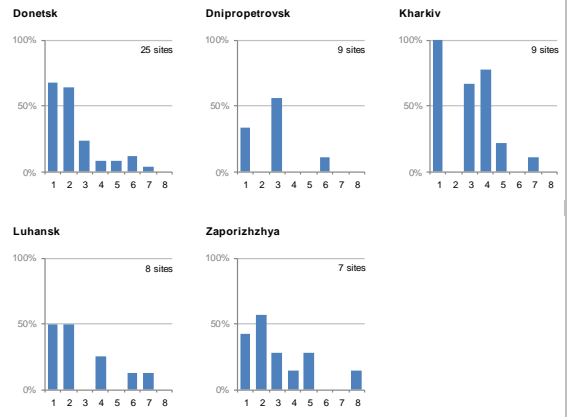
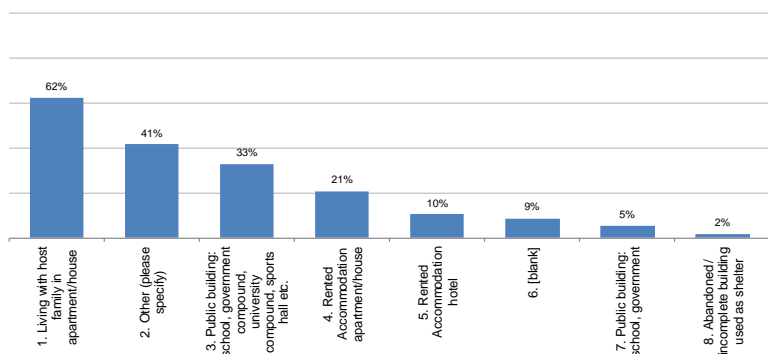
- [A1.3] Unsurprisingly, leaving trends were reported consistently across the two conflict-affected oblasts and hardly at all in the three neighbouring oblasts, though one site in each of those oblasts (in each case, urban sites in the oblast capitals) also reported indicators of leaving trends.
- Factors cited as evidence for those trends are wide-ranging, including requests for documentation (passports, single-mother certificates, children’s health records, actual observed incidents of departure, closure of private enterprises and private conversations.

A1.3 Have you noticed any trends indicating that people in your district/raion are planning to leave? (Tick one only)
Percentage selecting each option



- [A1.4] Regarding types of IDP shelter, most sites (**62%**) mentioned that IDPs were living in host families, as well as with relatives (frequently mentioned under 'other'), with fewer sites specifying public buildings and rented accommodation. Converted leisure resorts, recreational facilities or children’s camps were also mentioned. Public buildings were mentioned frequently in Dnipropetrovsk and Kharkiv, but less frequently in Zaporizhzhya. Temporary shelter, or shelter in tents or tented camps was never mentioned at any site.

A1.4 On this site what is the type of shelter used by the majority displaced population? (Tick one only by identifying majority displaced population shelter preference)
Percentage selecting each option

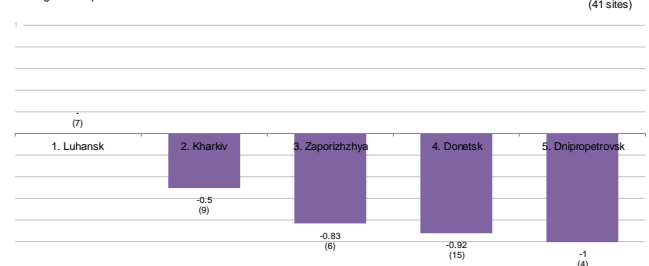


- [A2] most respondents at the site level were unable to provide accurate (or indeed any) estimates of displaced population, making a detailed analysis of this question meaningless.
- [A3 & A3.2] There is currently little planning for registration of people living in conflict zones, with **66%** and **79%** of sites in Donetsk and Luhansk oblasts respectively stating that there was no such intention. Conversely, the registration of displaced people is proceeding well in the neighbouring oblasts, with more than **90%** of sites in these oblasts reporting that registration was under way or already completed. This is contrast to the registration of IDPs remaining inside Donetsk and Luhansk, where only around **25%** of sites in each oblast indicated any effort under way to register displaced persons.
- Estimates of percentage of IDPs registered (i.e. indicating the potential size of the unregistered IDP communities) varied across sites between **50-90%**, though in three conflict-affected sites (Krasnodon, Alchevsk and Sviatohirsk) the percentage of registered IDPs was estimated to be lower than **25%**.

Registration	Completed	Under way	Scheduled	Not planned
People in conflict zones:				
Donetsk	0%	10%	24%	66%
Luhansk	0%	21%	0%	79%
Displaced population				
Donetsk	0%	26%	32%	42%
Luhansk	0%	21%	0%	79%
Dnipropetrovsk	0%	100%	0%	0%
Kharkiv	0%	89%	0%	11%
Zaporizhzhya	29%	57%	16%	0%

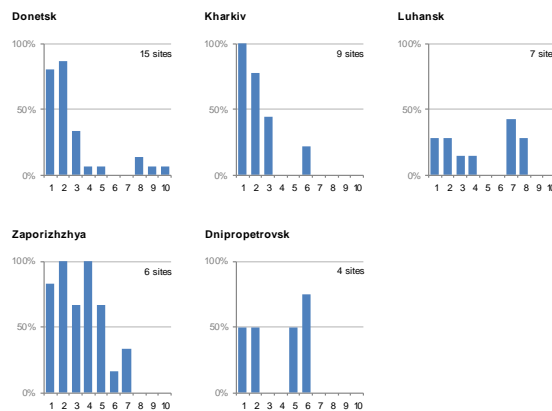
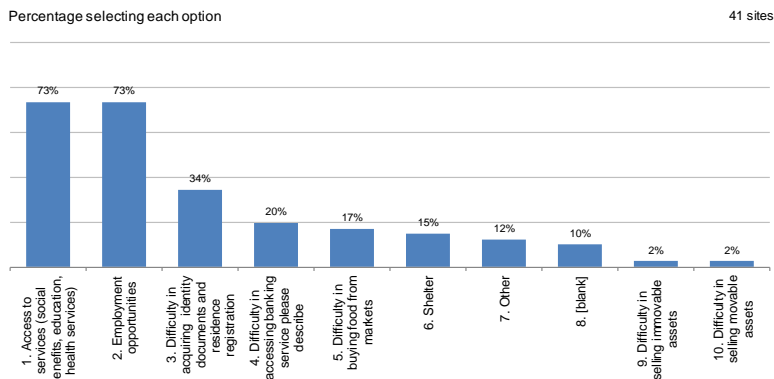
- [A4.1] Apart from in Luhansk oblast (where IDP living conditions were cited by **all** sites responding to this question as being the same as the resident population), in all other assessed oblasts sites reported a significantly worse standard of living for IDPs than residents. This was especially the case in Donetsk (**-0.92**) and Dnipropetrovsk (**-1**, where -1 indicates that 100% of sites reported worse IDP living standards) This is in spite of the fact that the majority are living with host families or relatives (see [A1.4]), and comparatively few in specifically designated temporary accommodation. This strongly suggests that IDP vulnerabilities may increase significantly, as their living situation becomes increasingly untenable as time passes.

A4.1 Describe the living standards of the displaced, in comparison with the resident population
Average of responses



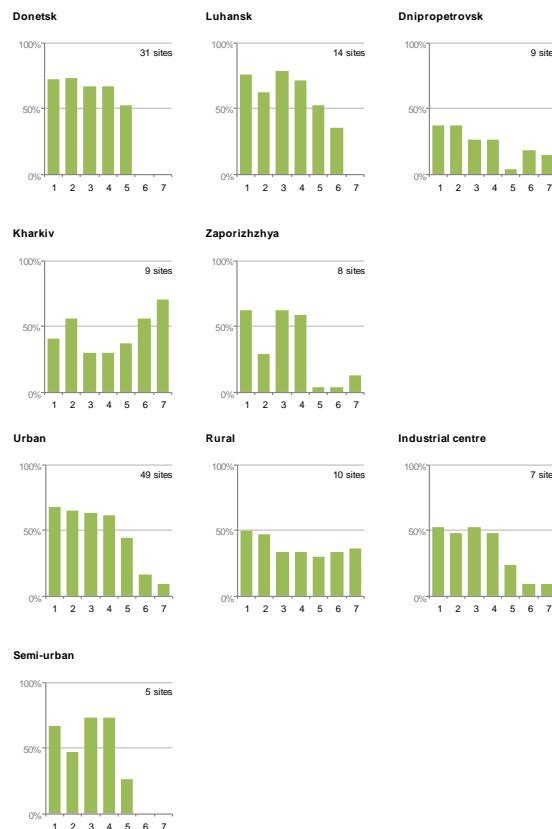
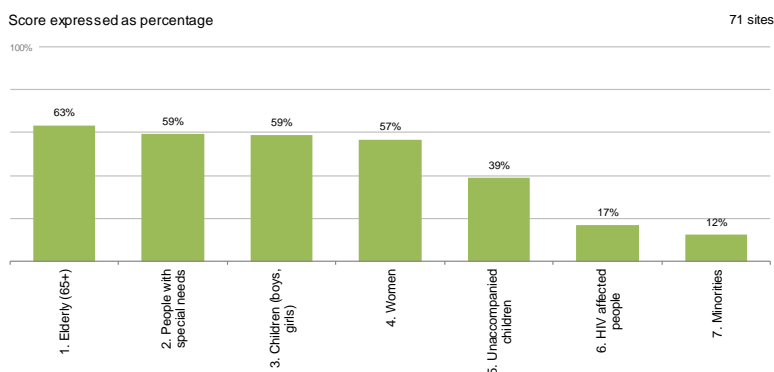
- [A4.2] The most frequently cited challenges faced by IDPs were access to services and employment opportunities (both cited by **73%** of sites where displaced people were present). Banking services were described as a particular problem in Zaporizhzhya (**6 of 6** sites), while shelter was the top concern reported in the sites in Dnipropetrovsk (**3 of 4** sites). When asked for reasons, registration difficulties were frequently cited as the problem preventing access to social welfare and pension payments, while the lack of documents also featured heavily in explaining lack of employment opportunities, together with the lack of available jobs. The fewer sites with shelter concerns predominantly indicated that this was due to the temporary nature of their shelter (dormitories or children's camps). Regarding banking, most respondents cited the issue of locked card accounts (rather than banks not being open or too difficult to access).

A4.2 What are the challenges faced by the displaced population (tick and describe further)



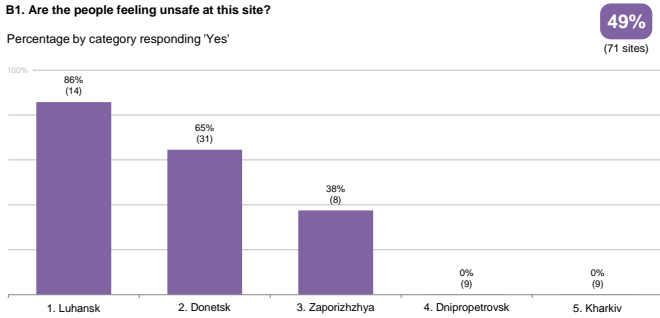
[A4.3] An analysis of the presence and level of vulnerability of vulnerable groups shows that elderly, people with special needs, children and women all scored around **60%** (evaluated on a scale from 0 to 3 with not present=0, low vulnerability=1, moderate=2, severe=3), with much lower percentages of HIV-affected and minorities. This hides some major regional differences, with vulnerability levels reported as substantially lower than conflict-affected oblasts in Dnipropetrovsk, but nearly equally high in Zaporizhzhya and Kharkiv. In the latter oblast, minorities were reported as being the most vulnerable overall, followed by HIV-affected – two groups hardly mentioned elsewhere. These two groups were also cited as being vulnerable in rural areas but less so or not at all in urban, semi-urban and industrial areas.

A4.3 Vulnerable groups at the site

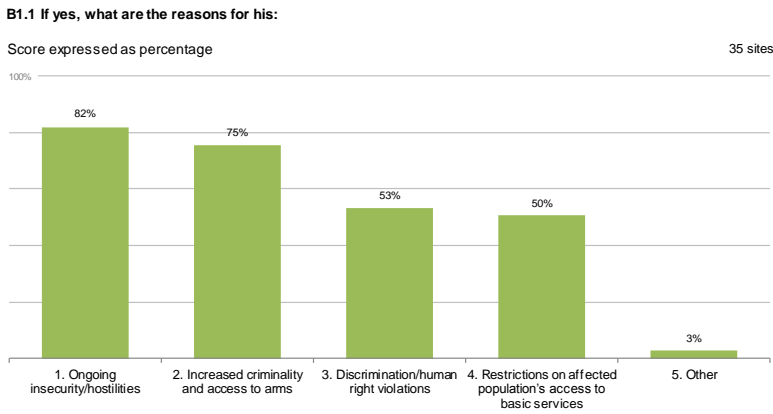


B. Security and Humanitarian Access

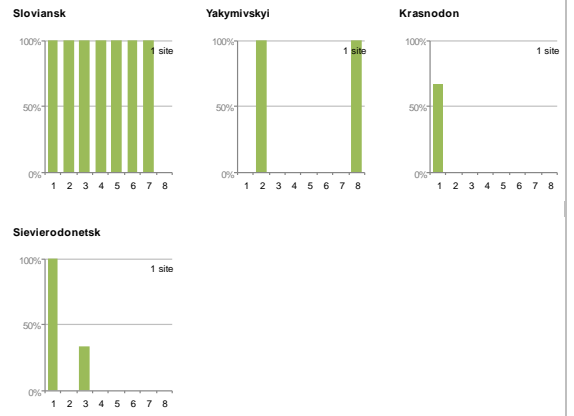
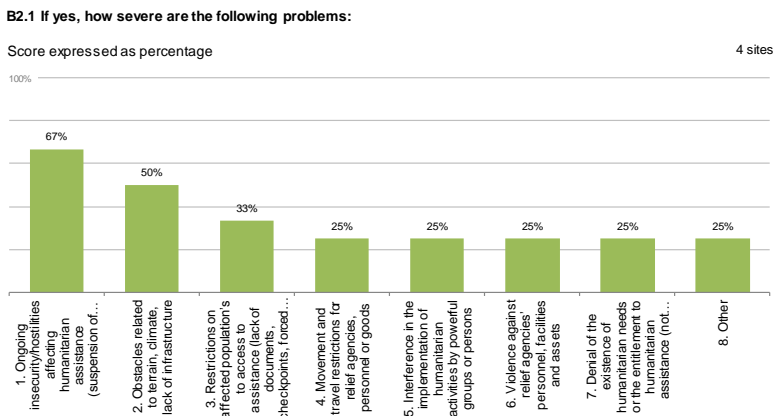
- [B1] In Luhansk oblast, **86%** of sites reported people feeling unsafe, compared with only **65%** in Donetsk oblast. In Zaporizhzhya oblast still **38%** of sites (3 of 8) reported people feeling unsafe, despite none of these sites reporting fighting within the last 30 days. These were both of the two assessed sites within Zaporizhzhya city, and Yakymivskyi raion. This may be an indicator of future displacement, which may happen sooner from Zaporizhzhya than from the other neighbouring oblasts of Dnipropetrovsk and Kharkiv, where **no** sites reported people feeling unsafe.



- [B1.1] For the 35 sites reporting people feeling unsafe, the reasons given when scored by severity (severe=3, moderate=2, low=1) were predominantly the ongoing insecurity (**82%**), though the impact of increased criminality and access to arms was considered nearly as high (**75%**). Both discrimination and restricted access to services scored on average over 50% (i.e. average score slightly above 1.5 on this severity scale, between low and moderate).
- In Zaporizhzhya oblast, access to services was the predominant reason for people feeling unsafe in the 3 sites reporting such feelings, with no reports of increased criminality or hostilities.

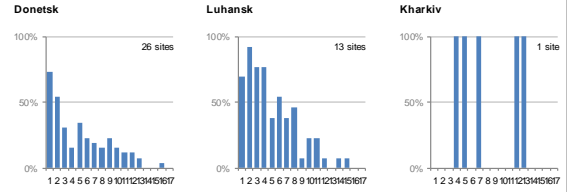
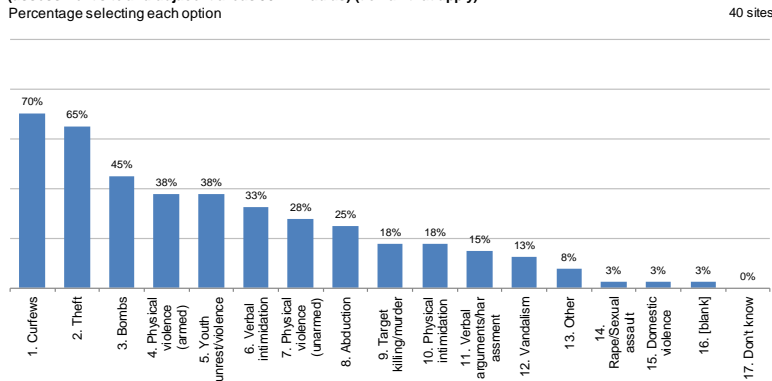


- [B2 & B2.1] Only **4 of 71** sites reported any problems in the delivery of humanitarian assistance. These were Sloviansk (Donetsk), Yakymivskyi, (Zaporizhzhya), and Krasnodon & Sievierodonetsk (Luhansk). Of these, Sloviansk reported as 'severe' all the listed problems concerning access of relief agencies to beneficiaries, access of beneficiaries to relief, and security & physical constraints. Ongoing insecurity and hostilities were the major factor reported in Sievierodonetsk and Krasnodon, while Yakymivskyi (a site with no hostilities but presence of IDPs) reported obstacles due to lack of infrastructure as well as the absence of state aid; assistance is currently provided by religious and volunteer groups only.



- [B3] **44%** of sites reported seeing **no** increases in any of the listed security incidents (including all but one of the sites in neighbouring oblasts). However, in Donetsk and Luhansk oblasts **87%** of sites reported increases, the most frequent types of incidents reported were curfews (**70%** of sites) and theft (**65%**); however **more than a quarter** of sites also reported bombs, armed and unarmed physical violence, youth unrest, verbal intimidation and abductions. Sexual assault was only mentioned by **3%**. In general, most incidents were reported by a **higher percentage of sites** in Luhansk than in Donetsk.

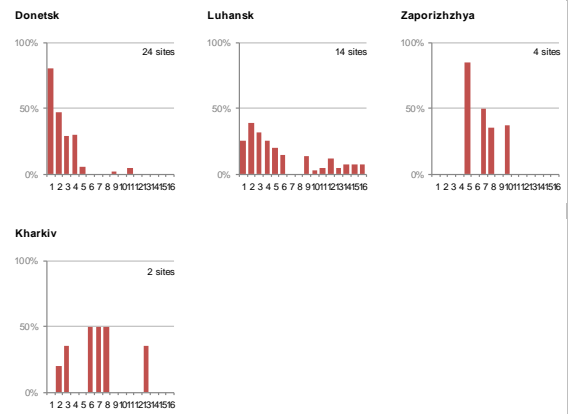
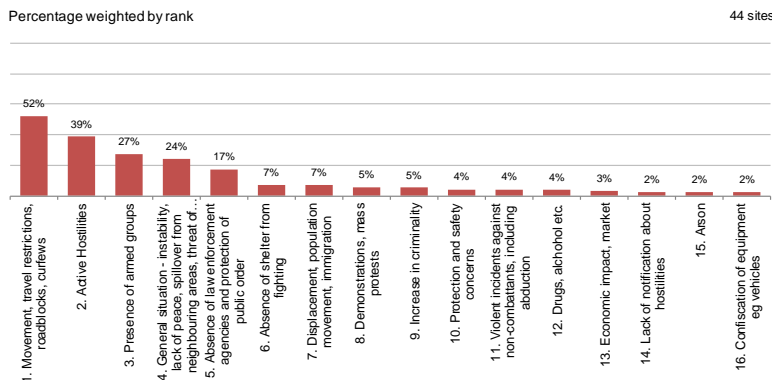
B3. Has your community seen increases in any of the following in the last 3 months? (assessment site and adjacent areas 50 KM radius) (tick all that apply)
Percentage selecting each option



- [B3] (2) categorising and ranking the main issues related to safety (to which **62%** of sites provided responses), shows that the biggest concerns cited (in order of importance) were restrictions to movement and travel (roadblocks, curfews etc.), active hostilities and the presence of armed groups. Despite the frequent reports of incidents of theft, absence of law enforcement scored only 17% (fifth priority) when weighted by rank.
- Movement restrictions were cited by the overwhelming majority of sites in Donetsk oblast, only a few in Luhansk and none at all elsewhere. In Zaporizhia, absence of law enforcement and population displacements were the two most important issues, while demonstrations / mass protests were cited as important issues in both Zaporizhzhya and Kharkiv oblasts.

B3. What are the three main issues people are facing in terms of safety?

Percentage weighted by rank

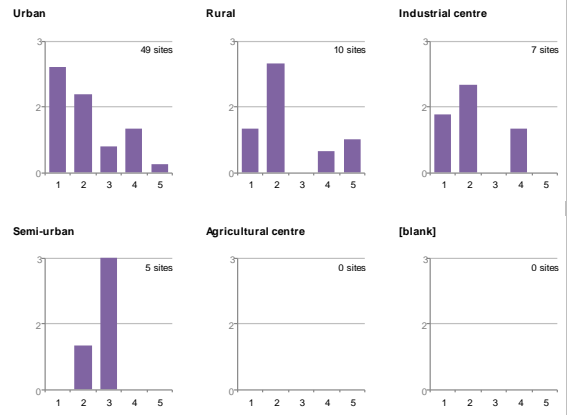
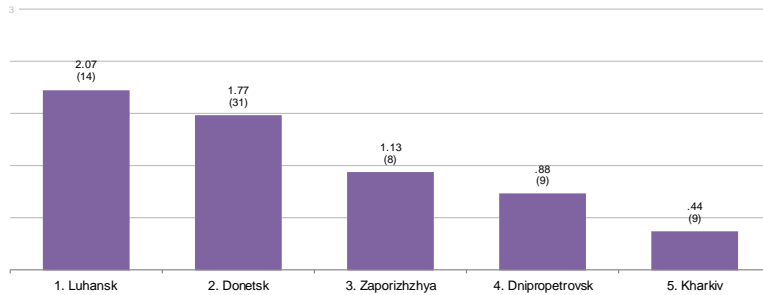


C. Food Security

- [C1] the average severity score concerning families' ability to eat according to the 7-point severity scale (summarised in the annex), over all assessed sites, is **1.49** (halfway between minor and moderate concern). This indicates that people can cope with current resources, even if they are under strain; however the situation does require monitoring. Luhansk (**2.07** – above moderate concern) and Donetsk (**1.77**) are more severely affected than the neighbouring oblasts.
- In Luhansk oblast, urban areas are more severely affected (**2.40** – moderate to major concern) than rural or industrial areas; however in Donetsk, rural areas are reported as being more severely affected (**2.50**) than urban areas (**1.79**). Semi-urban sites housing IDPs in Zaporizhzhya are also badly affected (**3.00** – major concern)
- Some raions are acutely affected. Sloviansk city scores 6 (catastrophic problems), Sloviansky raion 5 (critical problems), Sverdlovsk 4.

C1. Overall, which of the following statements describes best the ability of families to eat in this assessment site?
Average of responses

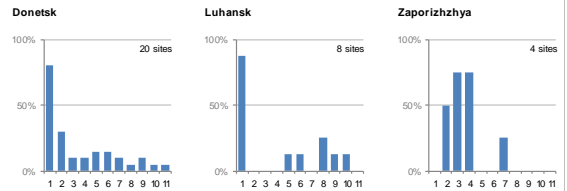
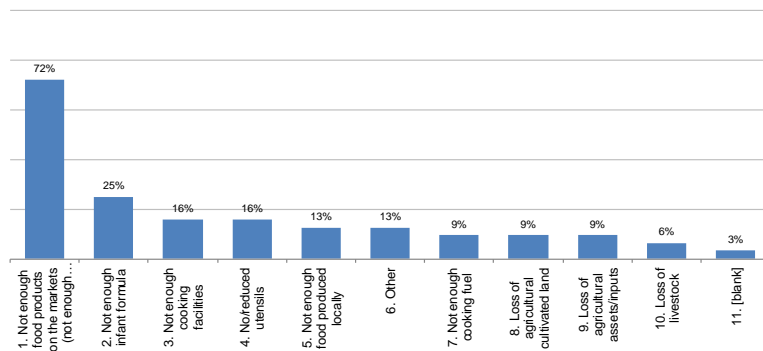
1.49
(71 sites)



- [C2] Only **5 sites of 71** reported a serious problem regarding food. These were the raions most affected by conflict in northern Donetsk oblast – Sloviansk, Druzhkiva, Sviatohirsk and Kramatorsk – as well as the semi-urban site of Velyki Luh in Zaporizhzhya city (with displaced IDPs). It should be noted that although this assessment occurred before the Ukrainian army regained control of most of northern Donetsk and the situation in these areas is likely to have improved since then, the characteristics of such a situation are likely to be repeated in any future area which becomes the focus of armed hostilities, for example Donetsk and Luhansk cities. Similarly, the problems being faced by IDPs in Velyki Luh are indicative of IDP problems likely to be increasingly faced elsewhere.
- [C2.1 & C2.2] **About half** of sites overall reported **no changes in food availability or access**, including the majority of sites in Kharkiv and Dnipropetrovsk and **30-50%** of sites in Donetsk, Luhansk and Zaporizhzhya. Of the remaining sites reporting changes, in Donetsk and Luhansk the main problem of availability (cited by respondents from **72%** of these sites) was not enough product on the market (including not enough diversity of food). In Zaporizhzhya, faced with an influx of IDPs, food was available but there were frequently not enough utensils, cooking facilities, infant formula or (to a lesser extent) fuel. In terms of access, concern was split evenly between increase in food prices and decrease in income with which to purchase food, with the former slightly more important in conflict areas and the latter in IDP areas. Movement constraints (due to lacking security, infrastructure or transportation), while less important, were still cited by respondents from 20-25% of sites.

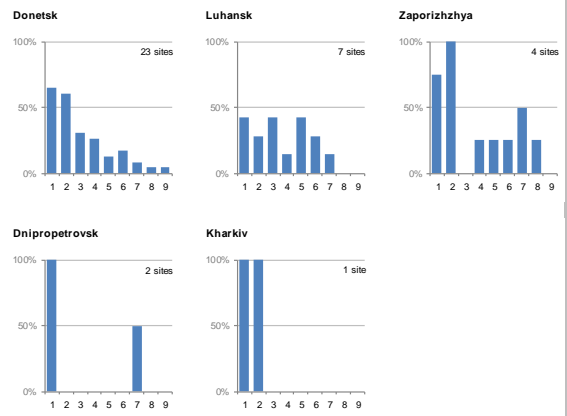
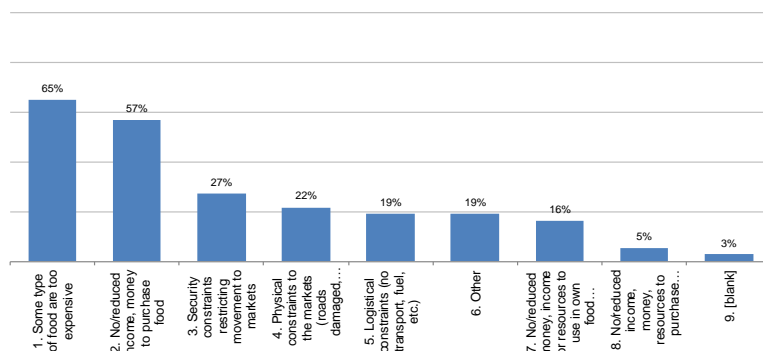
C2.1 Food availability: Which of the following problems is the most reported? (tick all that apply) Not enough food available due to:
Percentage selecting each option

32 sites



C2.2 Food access: Which of the following problems is the most reported? (tick all that apply) Food available but access is limited due to:
Percentage selecting each option

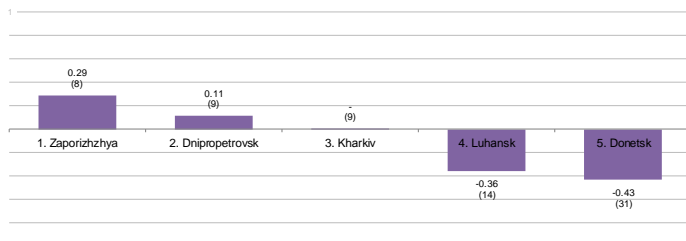
37 sites



- [C3 & C4] regarding changes in amounts consumed and quality of diet over the last 30 days, taking an increase as +1, no change as 0 and a decrease as -1, the average score per oblast indicates Donetsk was worst affected (-0.49 and -0.52 respectively, indicating roughly 50% of Donetsk sites are reporting declines in amount and quality, with the remaining reporting no change. Luhansk is less severely affected (-0.36 for both food and quality, i.e. about a third of sites reporting declines). Zaporizhzhya (based on a smaller sample of sites) reports problems with diet quality but not with amounts of food (which have actually increased). By site type, semi-urban sites (where IDPs are often located) are the worst affected in terms of diet quality, with urban and industrial areas less so and rural sites unaffected. On average, rural sites are reporting an increase in consumption while other site types report a decrease.

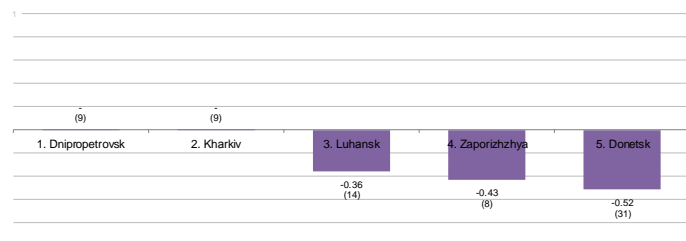
C3. Are there significant changes in the total amount of food that people are eating since the last 30 days in this site?
Average of responses

-0.23
(71 sites)



C4. Are there significant changes in the diet quality (diversity of food) since last 30 days in this site? (tick only one)
Average of responses

-0.35
(71 sites)

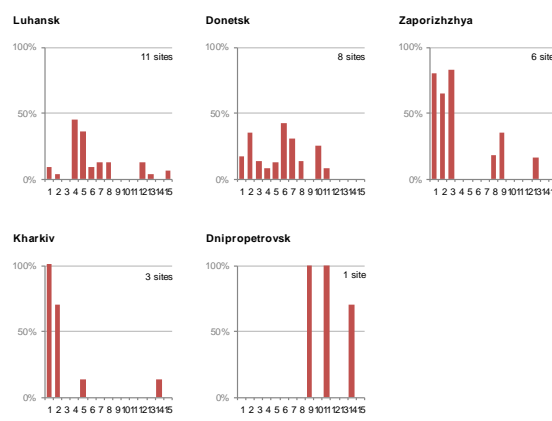
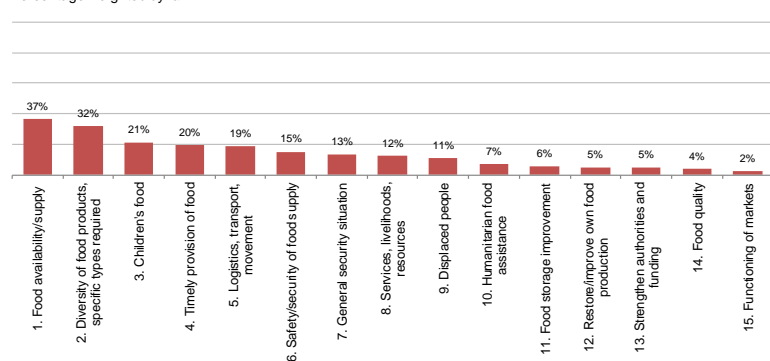


- [C5] categorising and ranking the food security interventions urgently required (to which 41% of sites provided responses), shows that the biggest concerns cited (in order of importance) were food supply, diversity of food and children's food. Logistics and timeliness were more important in Luhansk, issues of safety and diversity in Donetsk.

C5. Which specific food security interventions are most urgently required in this assessment site?

Percentage weighted by rank

29 sites

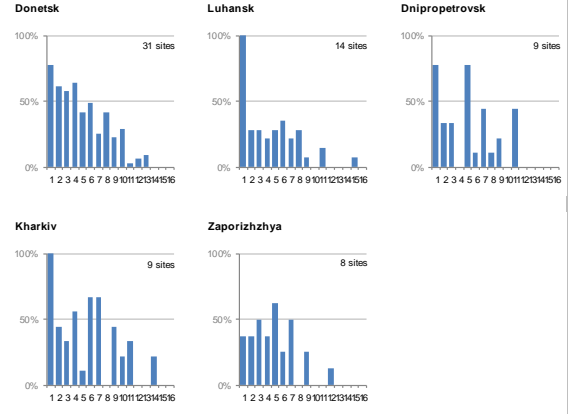
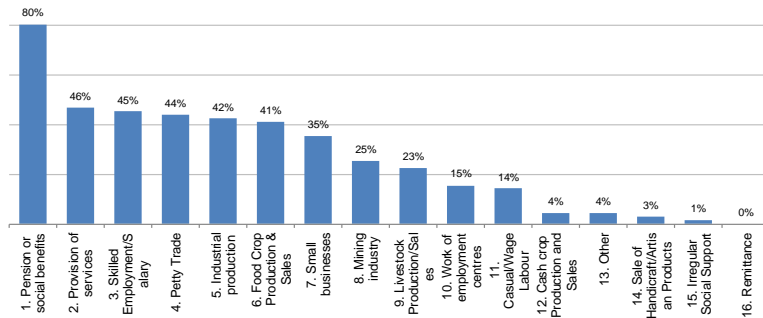


C. Livelihoods

- [C6] Pension or social benefits are by far the most important source of income across all sites, with 80% citing them as one of their three main sources. 40-45% of sites also cited provision of services, skilled employment, petty trade, industrial production and food crop production and sales. While this shows a broad range of different income sources, Luhansk oblast is far more reliant on social benefits than other sources, while there is a more balanced mix in Donetsk oblast. In the other oblasts, the most often cited sources in Zaporizhzhya and Dnipropetrovsk oblasts is industrial production (with lower reliance on benefits), while in Kharkiv food production and small business are oft-cited sources alongside benefits.

C6. What is/are your main source(s) of income in this assessment site? (tick up to 3)

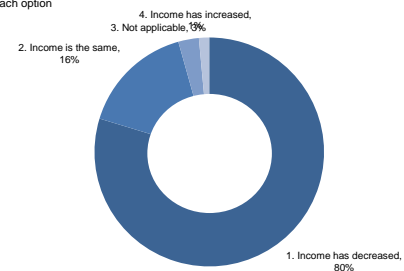
Percentage selecting each option 71 sites



- [C7] Regarding income situation, 80% of sites overall report a decrease in income; especially affected is Donetsk oblast where 97% of sites report a decrease. In Luhansk the figure is 79%. A significant percentage in each of the neighbouring oblasts of Kharkiv (75%), Zaporizhzhya (63%) and Dnipropetrovsk (38%) also report decreases, showing that the pressure on income and subsequent affordability of food and other purchases has declined well beyond the immediate area affected by conflict.
- [C7.1] None of these neighbouring oblasts, however, report salaries not being paid as normal, whereas in Donetsk and Luhansk about 60% of sites reported employers not paying as normal.
- [C7.2 & C7.3] 84% of sites in Donetsk reported job cuts, which were also reported from Luhansk (64%) and to a lesser extent in Zaporizhzhya and Dnipropetrovsk. While most respondents were unable to give an estimate of number of job cuts, those who did most often cited 100-200. In Luhansk city, 5,000 job cuts were reported, and 1,000 each in Sverdlovsk, Alchevsk and Severodonetsk (the latter both industrial areas).

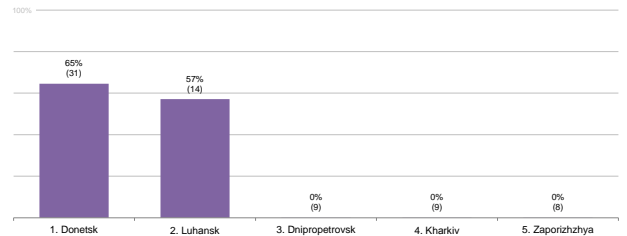
C7. Has the income situation changed in the assessment site?

Percentage selecting each option 69 sites



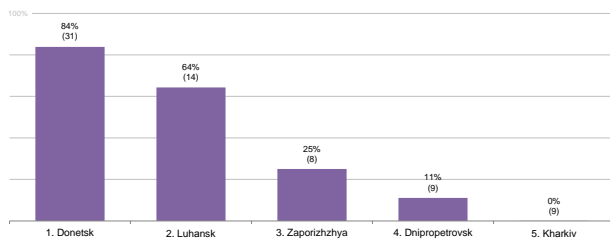
C7.1 Are salaries being paid as normal by employers in the assessment site?

Percentage by category responding 'No' 39% (71 sites)



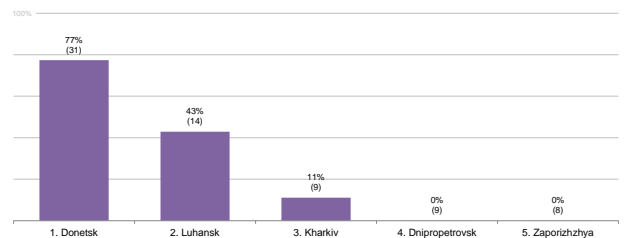
C7.2 Have employers in the assessment site cut the number of jobs in the past months?

Percentage by category responding 'Yes' 54% (71 sites)



C7.4 Have closure of businesses affected the local economy?

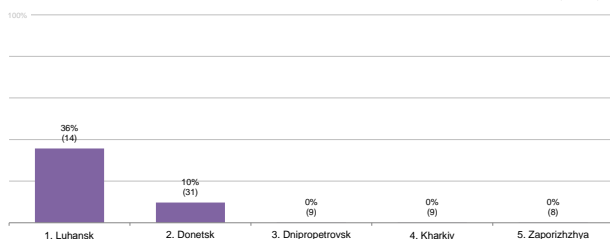
Percentage by category responding 'Yes' 44% (71 sites)



- [C7.4 & C7.5] Closure of businesses was reported frequently in Donetsk (77% of sites) but less so in Luhansk and practically not at all elsewhere. Pensions, however, the most important source of income in Luhansk, were reported as not being paid as normal in 36% of sites in Luhansk.

C7.5 Are pensions being paid as normal in the district/assessment site?

Percentage by category responding 'No' 11% (71 sites)

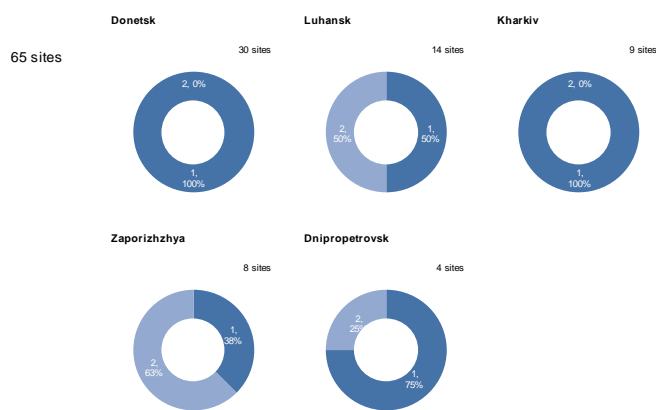
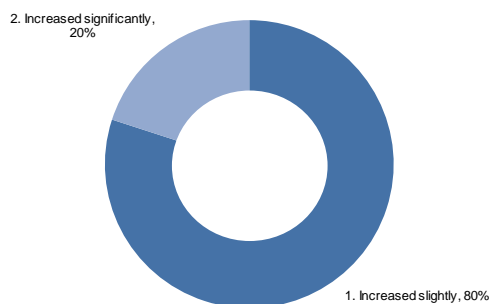


The overall picture is one of decreasing income fuelled particularly by salary decreases throughout the two conflict-area oblasts, closed business and job cuts in Donetsk and unpaid pensions in Luhansk. Rural areas are more badly affected in Luhansk than in Donetsk, and for pension payments in particular rural areas as well as industrial centres are much worse affected than urban areas.

- [C8 & C8.1] The vast majority – **65 of 71** sites – reported a change (without exception an increase) in prices of everyday services. Whilst most reported only a slight increase (including **all** respondents in Donetsk), **50%** of sites in Luhansk and **63%** of sites in Zaporizhzhya reported a significant increase

C8.1 If yes, how have the prices for ever day services changed?

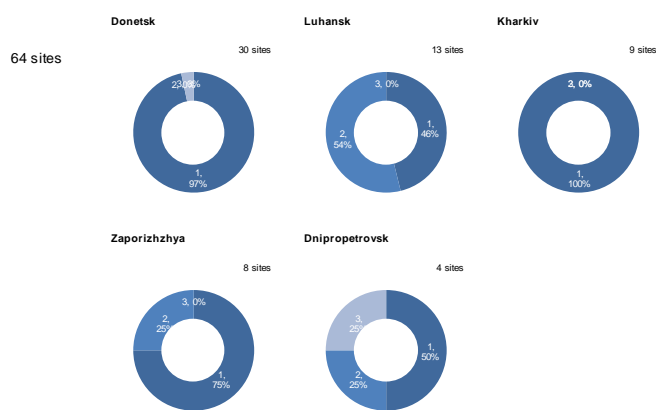
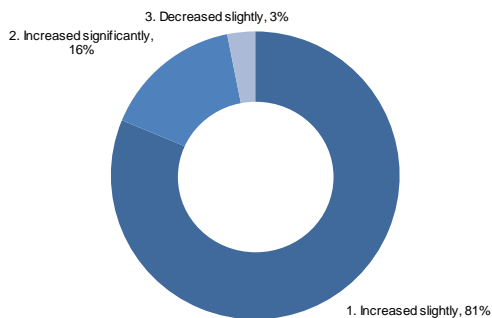
Percentage selecting each option



- [C8.2 & C8.3] A similar trend is observed for prices of basic food staples. 64 of 71 sites reported a change, again with the majority of these indicating only a slight increase. However, **more than half** of sites in Luhansk reported a significant increase, together with **a quarter** of sites in Zaporizhzhya.

C8.3 If yes, how have the prices of basic food staples changed?

Percentage selecting each option



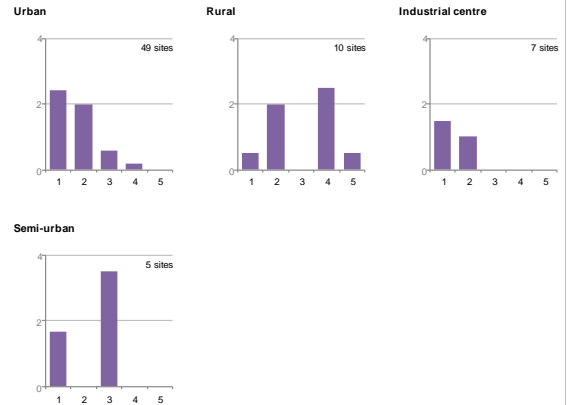
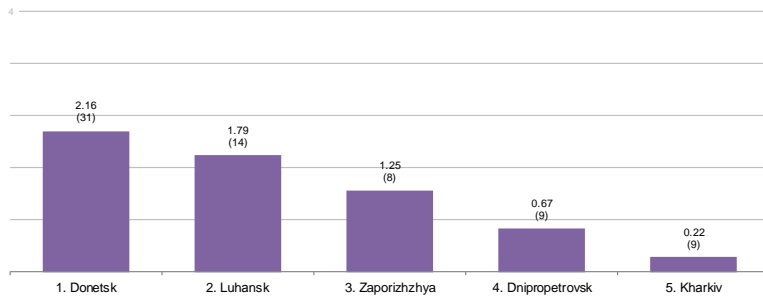
- When comparing these findings with the food security issues above, it is clear that while current needs (with a few exceptions in severely conflict-affected raions) are small and people can cope for the time being, there are clear indicators of increased vulnerability such as a fall in amounts and quality of food consumed, caused predominantly by both price and income pressures. If these persist, food insecurity is likely to continue to increase.

D. Water, Sanitation and Hygiene

- [D1] the average severity score concerning people's access to drinkable water according to the 7-point severity scale (in annex), over all assessed sites, is **1.55** (halfway between minor and moderate concern). This indicates that people can cope with current resources, even if they are under strain; however the situation does require monitoring. Donetsk (**2.16** – above moderate concern) and Luhansk (**1.79**) are more severely affected than the neighbouring oblasts. Water is not a problem at all in Kharkiv oblast.
- In Donetsk oblast, urban areas are more severely affected (**2.42** – moderate to major concern) than rural or industrial areas; however in Luhansk, both rural and urban areas are reported as being equally affected (**2.00**). Semi-urban sites housing IDPs in Zaporizhzhya are also badly affected (**3.50** – major to severe situation).
- Some raions are acutely affected. Sloviansk city scores 6 (catastrophic problems), Kramatorsk and Kostiantynivka 5 (critical problems), Dzerzhynsk and Volnovaskyi 4.

D1. Overall, which of the following statements describes best the general status of access to drinkable water (quantity and quality) at the site level?
Average of responses

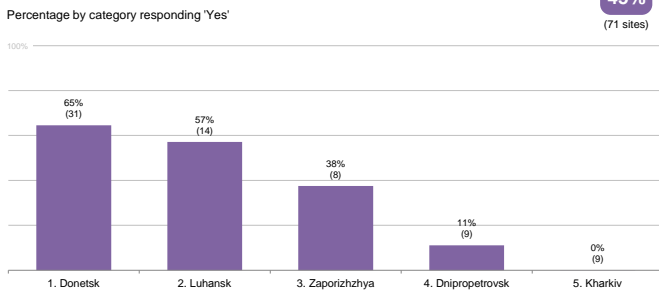
1.55
(71 sites)



- [D2] Although the severity scale index of water is similar to that of food security, **45%** of sites report a serious problem regarding water (compared with only 7% for food). This includes a number of sites in the neighbouring oblasts of Zaporizhzhya and Dnipropetrovsk. Semi-urban sites are most seriously affected, with **80%** reporting problems, compared with **47%** for urban and only **20%** for rural areas.

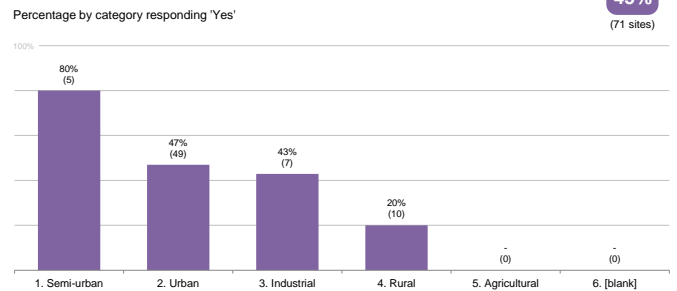
D2. Is there a serious problem regarding water in this assessment site?

45%
(71 sites)



D2. Is there a serious problem regarding water in this assessment site?

45%
(71 sites)

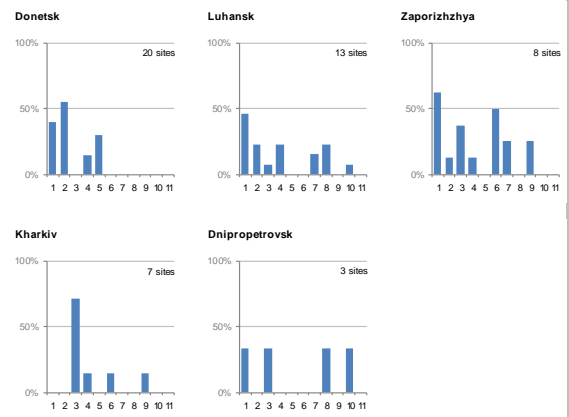
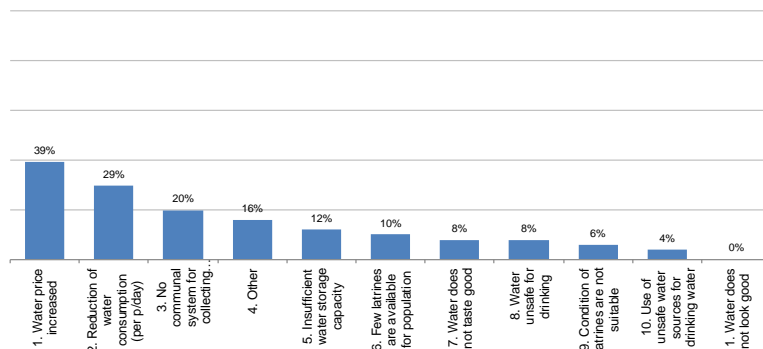


- [D3 & D4] Despite the high incidence of serious water problems reported, nearly all (**97%**) of sites report people's water conditions over the last 3 months as stable, and a similarly high percentage report no sicknesses caused by water conditions.
- [D5] The above difference can be explained somewhat by the predominance of increase in water prices as the most reported problem concerning water, cited by 30-60% of sites in all oblasts except for Kharkiv (the latter reporting solid waste collection as the biggest problem). In Donetsk, reduction in water consumption was most often cited by respondents from more than half of sites, while latrine availability is a particular problem for IDP communities in Zaporizhzhya.

D.5 Which of the following problems is the most reported? (tick all that apply)

Percentage selecting each option

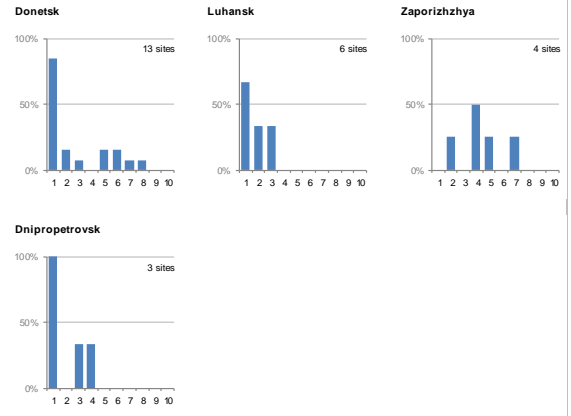
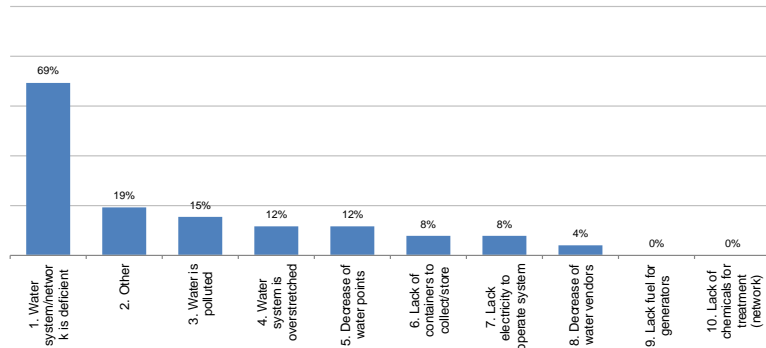
51 sites



- [D5.1 & D5.2] Only **around a third** of sites indicated **problems with water availability and access** (none in Kharkiv). Of these, availability was overwhelmingly cited as predominantly a problem of deficiencies in the water supply system/network (cited by **69%** of these sites); while access was answered similarly (with **70%** replying 'other' and specifying a supply system problem). Other responses, concerning water quality, storage containers, number of water points, or lack of money to buy water, were reported comparatively infrequently

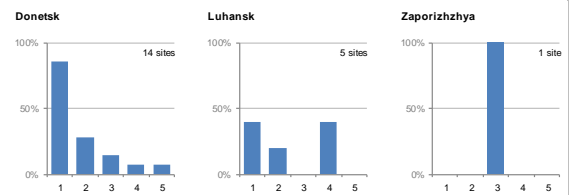
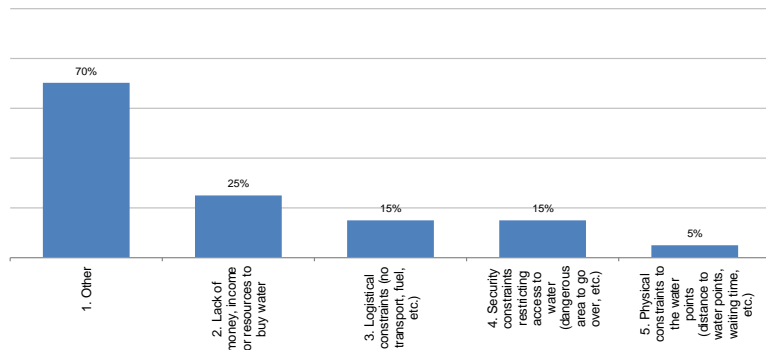
D5.1 Not enough safe water available due to: (tick all that apply)

Percentage selecting each option 26 sites



D5.2 Water available but access limited due to: (tick all that apply)

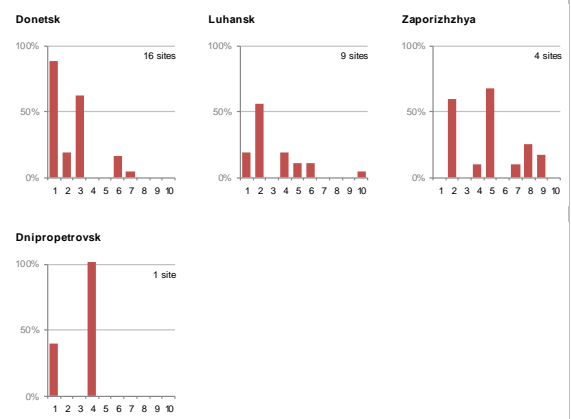
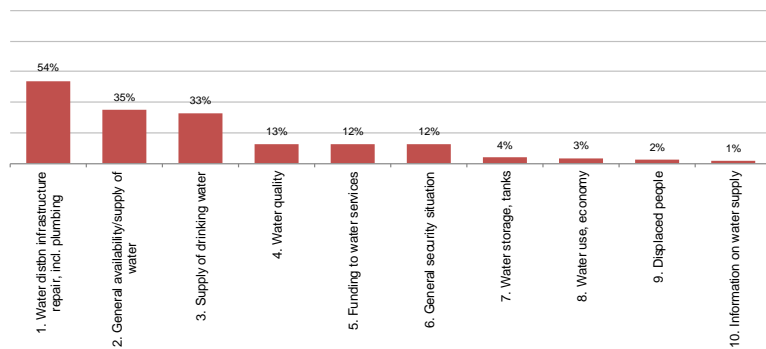
Percentage selecting each option 20 sites



- [D6] categorising and ranking the **water, sanitation and hygiene interventions urgently required** (to which **30-40%** of sites provided answers, none in Kharkiv), **water** was again dominated by repair of water distribution infrastructure or more general comments concerning water supply (the top three ranked answers). Water quality and increased funding for services was cited by only a few sites overall, though comparatively more in the neighbouring oblasts than in the directly conflict-affected oblasts of Donetsk and Luhansk.

Water supply

Percentage weighted by rank 30 sites

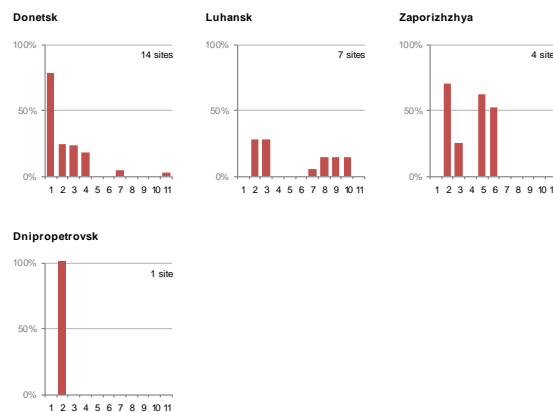
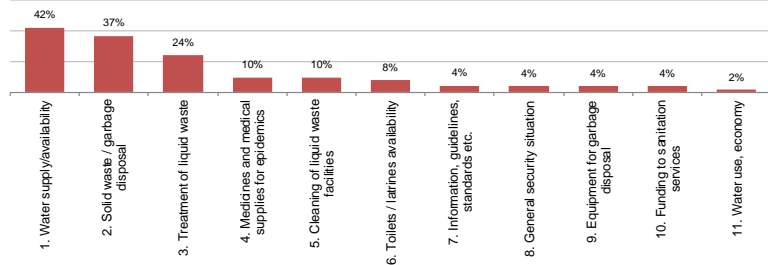


- [D6] regarding sanitation interventions, water supply was again ranked as the most important intervention – but only in Donetsk oblast. In all other oblasts, disposal of solid waste was ranked as the most important intervention, as well as treatment of liquid waste. In Zaporizhzhya, both the availability and cleaning of toilets and latrines were ranked as important, indicating priorities for IDPs in makeshift or inadequate shelters.

Sanitation (incl. solid waste and sewage)

Percentage weighted by rank

26 sites

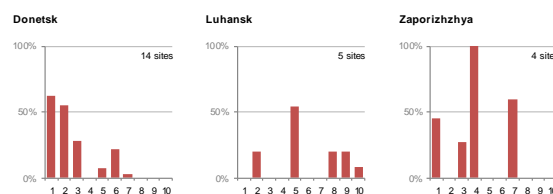
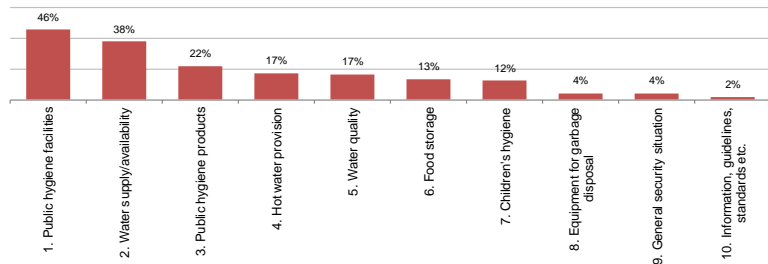


- [D6] regarding hygiene interventions, the availability (or lack) of public hygiene facilities was ranked as the greatest priority, followed by water supply and public hygiene products. In makeshift settings in Zaporizhzhya, the lack of hot water was the biggest priority, as well as children's hygiene.

Hygiene

Percentage weighted by rank

23 sites

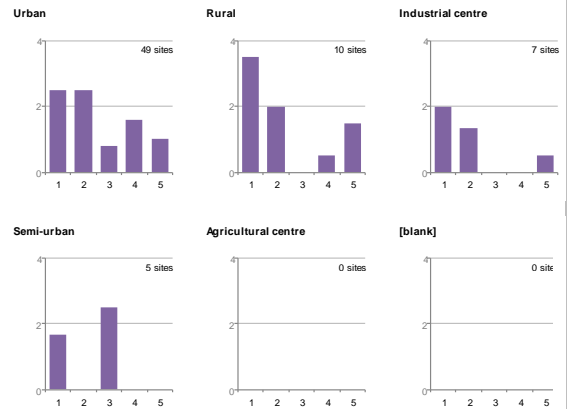
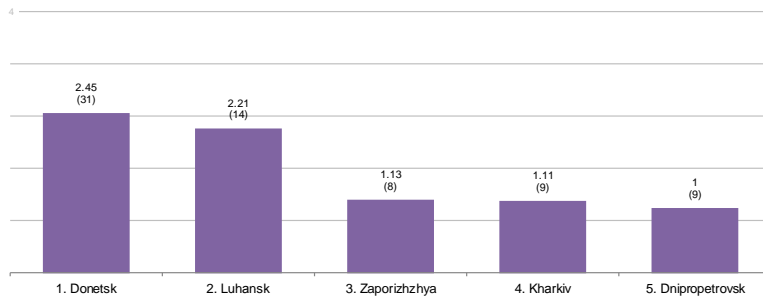


E. Health

- [E1] the average severity score concerning status of health according to the 7-point severity scale (in annex), over all assessed sites, is **1.9** (moderate concern). This indicates that people can cope with current resources but there is significant strain and the situation requires very close monitoring. Donetsk (**2.45** –moderate to major concern) and Luhansk (**2.21**) are more severely affected than the neighbouring oblasts. However, the severity score is **1** or above (minor concern) in all neighbouring oblasts, unlike for water and food.
- In Donetsk oblast, rural areas are more severely affected (**3.5** –major to severe situation) than urban or industrial areas; however in Luhansk, both rural and urban areas are reported as being roughly equally affected (around **2.0** – moderate concern). Semi-urban sites housing IDPs in Zaporizhzhya are also affected, though not as severely as these sites are affected in water or food (**2.5** – moderate to major concern)
- Some raions are acutely affected. Sloviansk city scores 6 (catastrophic problems), Slovianskyi 5 (critical problems), Kramatorsk, Sverdlovsk and Krasnyi Liman 4.

E1. Overall, which of the following statements describes best the general status of health in this district/raion?
Average of responses

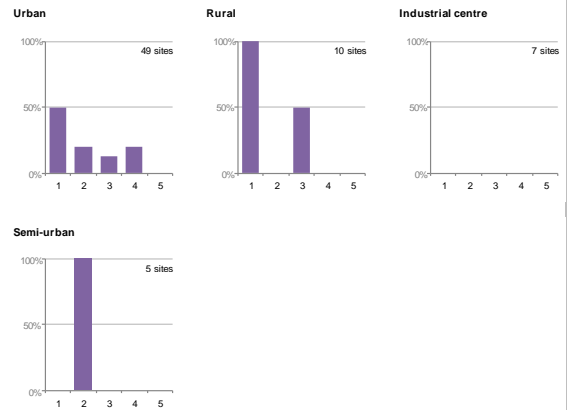
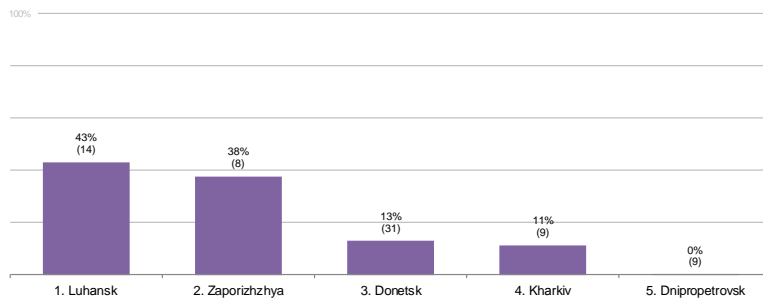
1.9
(71 sites)



- [E2] Despite Donetsk ranking higher on the severity scale than Luhansk, a larger percentage of sites in Luhansk report a serious problem regarding health. Overall, **20%** of sites report a serious problem, rising to **43%** of sites in Luhansk. The urban/rural divide is particularly significant, with **all** assessed rural sites in Luhansk reporting a serious problem, but only **half** of the urban sites. Semi-urban sites in Zaporizhzhya also report serious problems, but no problems are reported in any industrial centres.

E2. Is there a serious problem regarding health system in this district (raion/city)?
Percentage by category responding 'Yes'

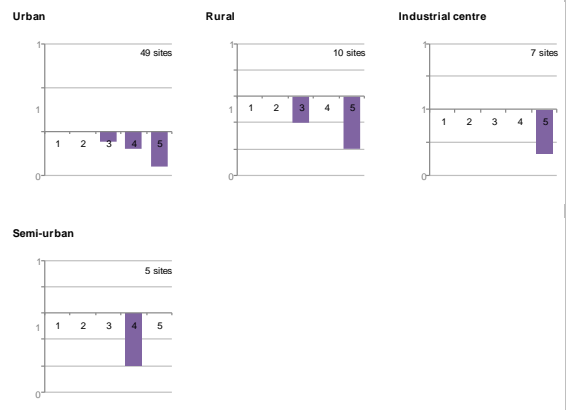
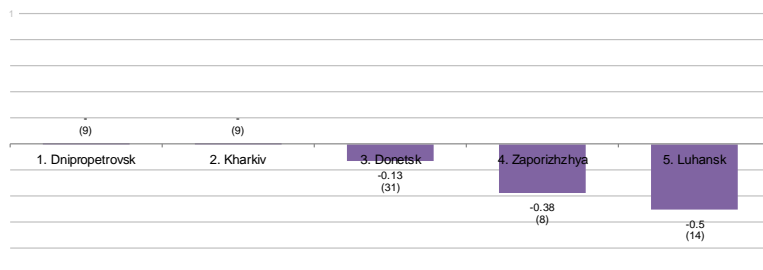
20%
(71 sites)



- [E3] Again, despite the higher severity ranking, few sites in Donetsk indicated a deterioration in people's health over the previous 3 months, with the figure for Zaporizhzhya being worse (an average score of **-0.38**, where -1 is worse, 0 stable, +1 better), and in Luhansk worse still (**-0.5**). As with the previous questions, the situation is worse in rural and semi-urban than in urban areas.

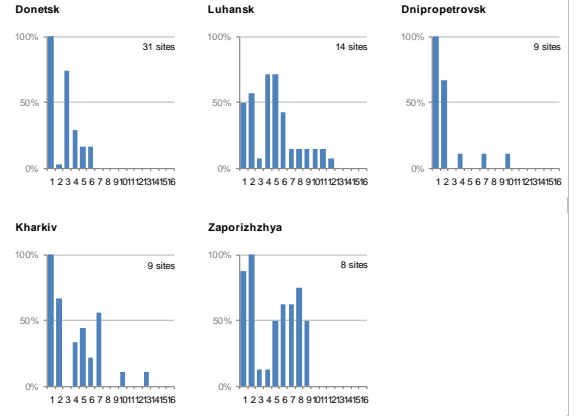
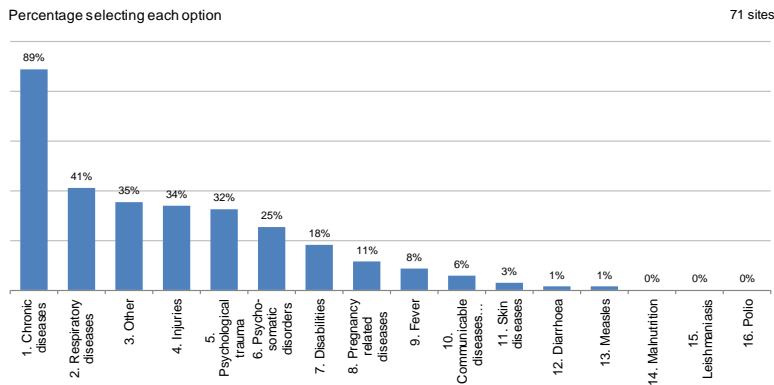
E3. Has people's health gotten worse in this district in the last three months?
Average of responses

-0.2
(71 sites)



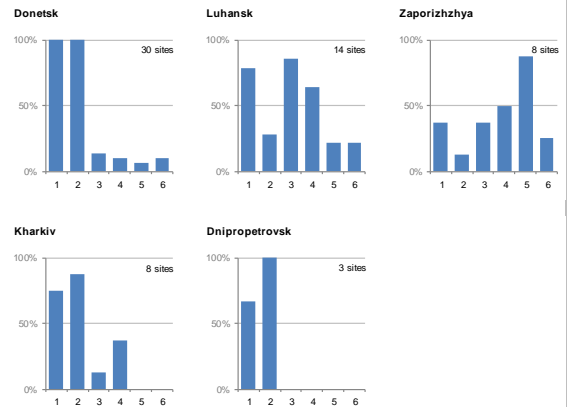
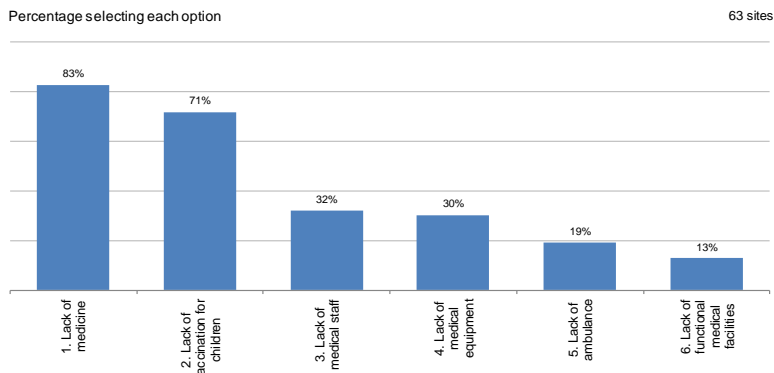
- [E3.1] concerning frequently reported health issues, Chronic diseases are **almost universally** cited as being oft-reported, although only in Luhansk is this less the case, with injuries and psychological trauma at the top of the list. 'other' in Donetsk (the second most frequently reported category there) means predominantly cardiological and neurological problems. Respiratory diseases are frequently cited in all oblasts except for Donetsk, while sites in Kharkiv and Zaporizhzhya frequently mentioned disabilities. Diarrhoea and malnutrition were extremely rarely mentioned.

E3.1 Health issues: which of the following problems is the most reported? (tick all that apply)

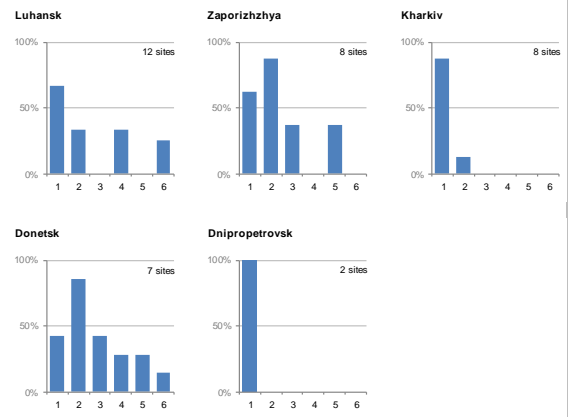
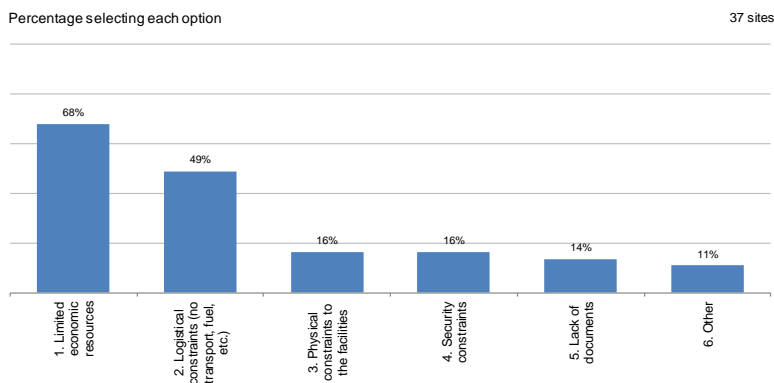


- [E3.2] Nearly all (**89%**) of sites indicated problems with availability of health services, but only **37%** indicated problems with access to health services. Of these, the largest problem concerning availability was the lack of medicines (mentioned by **83%** of sites, particularly in the most conflict-affected oblasts) and lack of vaccination for children (**71%**). The latter was the most pressing problem in Donetsk, Kharkiv and Dnipropetrovsk, though less so in Luhansk and Zaporizhzhya. Lack of medical staff was the biggest issue in Luhansk but not elsewhere, while the lack of ambulance was the most frequently cited concern in Zaporizhzhya. Access was most restricted by limited economic resources (**68%** overall), particularly in Luhansk, Kharkiv and Dnipropetrovsk, with logistical constraints a more frequently-cited factor in Zaporizhzhya and Donetsk, as well as in semi-urban areas overall. Lack of documents was rarely mentioned.

Not enough services available due to: (tick all that apply)

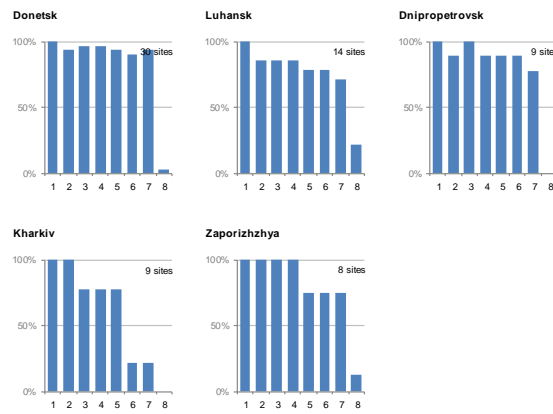
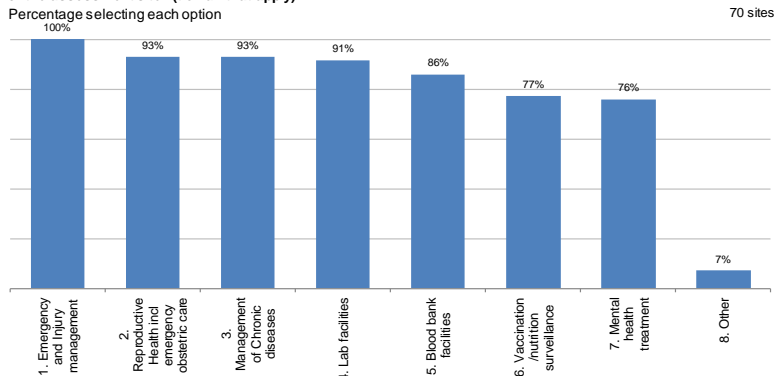


Services are available but access limited due to:



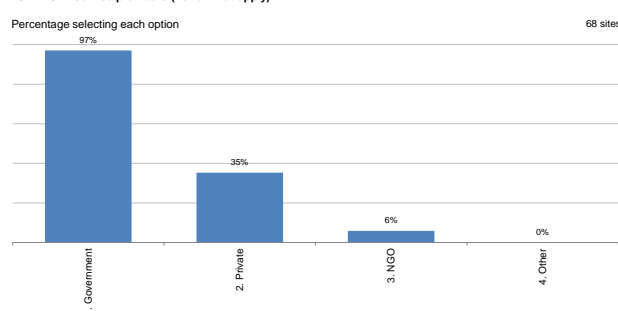
- [E3.3 & E3.4] Only a few sites mentioned high incidence of illnesses affecting under-5s, (27 of 71 sites), with the majority of these citing respiratory disease and only seven sites mentioning diarrhoea or pneumonia. Regarding illnesses related to unsafe water, only 12 of 71 sites responded, most often citing diarrhoea.
- [E4] There was a good breadth of types of health services available across all affected areas (88% average availability across all sites and services), however with Kharkiv (the assessed oblast overall least affected by other aspects of the crisis) reporting an almost complete lack of vaccination/nutrition surveillance and mental health treatment. Service availability in rural areas was worse than in other types of sites, including a relative absence of blood bank facilities as well as surveillance and mental health.

E4. Which health services were regularly available over the past 30 days in close proximity of the assessment site? (tick all that apply)



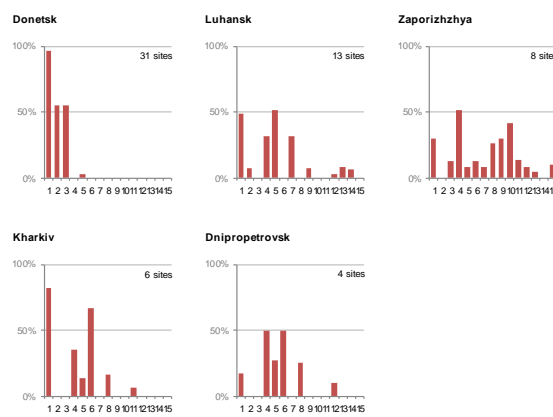
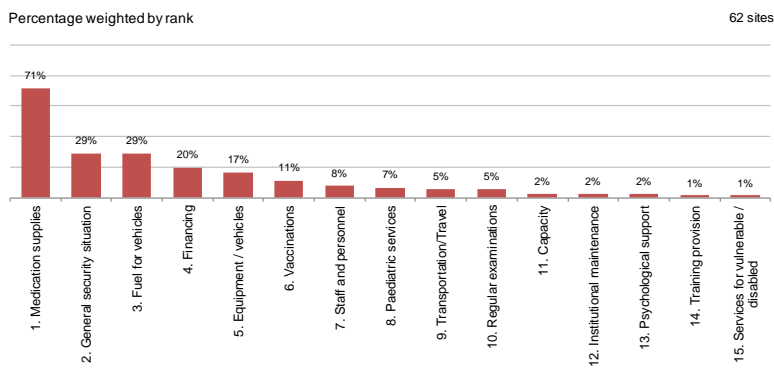
- [E5 & E5.1] Lack of access to reproductive health services was only reported in 3 sites: Sloviansk and Sviatohirsk as well as Popasnaya city in Luhansk's Popasnianskyi raion. In the other sites, government was cited as a provider of such services in 97% of sites, though a third (35%) also cited private providers. Only 6% cited NGOs. Private providers were comparatively more frequently cited in Dnipropetrovsk and Luhansk, and in industrial centres and urban areas.

E5.1 RH/FP service providers (tick all that apply)



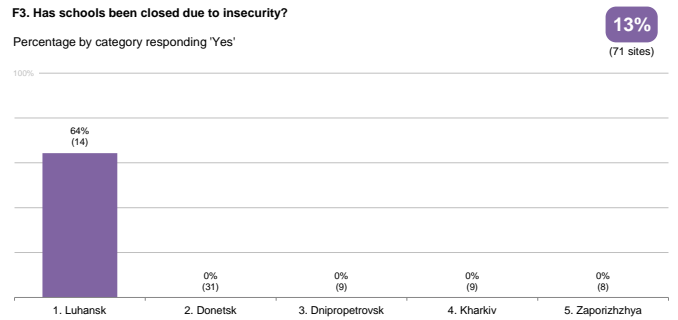
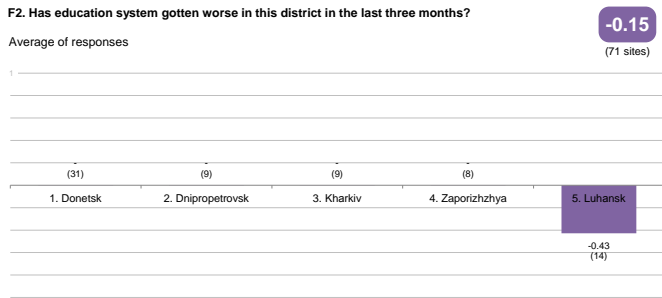
- [E5.2] The number of ante-natal cases amongst IDPs was not reported consistently. Of those sites which did, the number given ranged mostly between 5 and 20.
- [E5.3 & E5.4] Only one or two sites in Dnipropetrovsk and Luhansk (none elsewhere) reported lack of clean delivery kits, including a rural site (Myob village) in Dnipropetrovskiyi raion and Sverdlovsk and Antratsit in Luhansk. Lack of PEP kits was additionally cited in several areas of Luhansk city
- [E7] Concerning access of displaced population to health services, only six sites in Zaporizhzhya and Kharkiv cited this as an issue. The reasons given were the lack of additional medicines to meet the needs of IDPs, their frequent lack of medical documents making it more difficult to ensure proper treatment, the large distances from IDP locations to hospitals, and the IDPs' lack of money to afford transportation or treatment – in some cases even for basic drugs.
- [E8] categorising and ranking the health interventions urgently required (to which **nearly all – 87%** of sites provided answers), supply of medication was overwhelmingly ranked the most important intervention required, though financing was a big concern in the three neighbouring oblasts. Luhansk sites most frequently cited the lack of equipment and vehicles, and in Kharkiv vaccinations were flagged as a comparatively major concern.

E8. Which specific health interventions are most urgently required in this District/Raion/City?

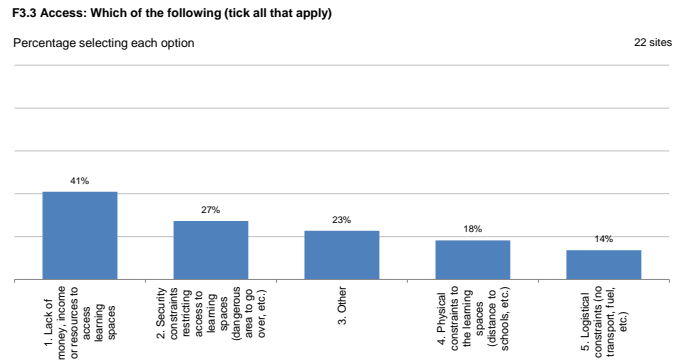
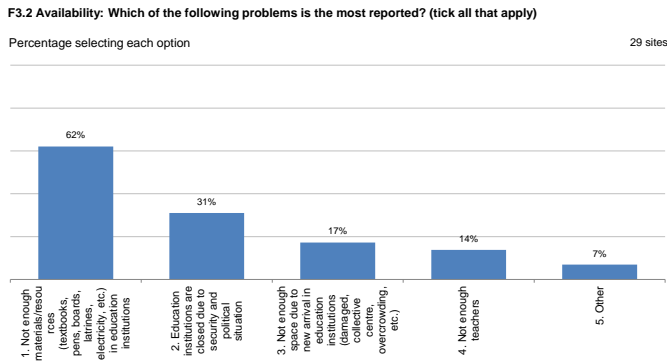


F. Education

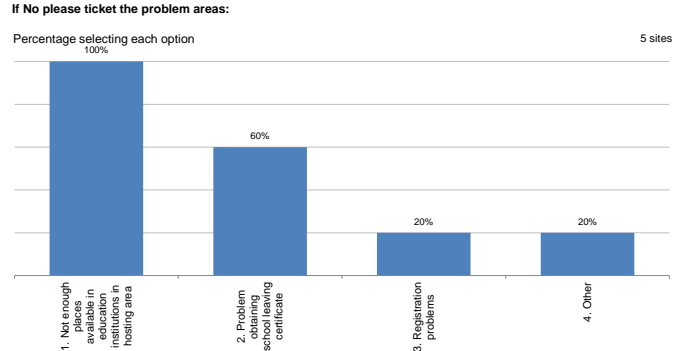
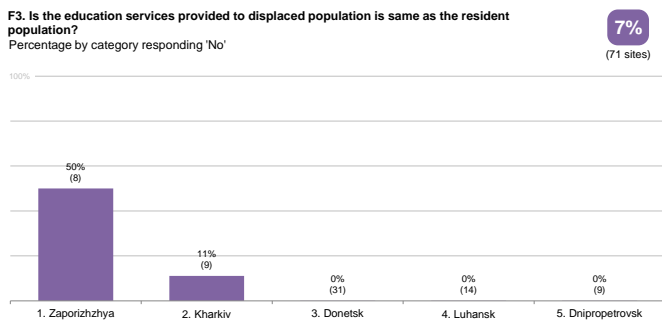
- [F2, F3, F3.1] While no improvements in education were reported anywhere, only in Luhansk oblast were there any reports of a deterioration in the education system over the last three months, and this predominantly in rural areas. Given that schools are currently on summer break, this could change in September. Luhansk was also the only oblast to report closure of schools due to insecurity, in **64%** of sites within the oblast. The durations of closure were given mostly as 1-2 weeks, with the longest closure period reported as 3 weeks in Severodonetsk.



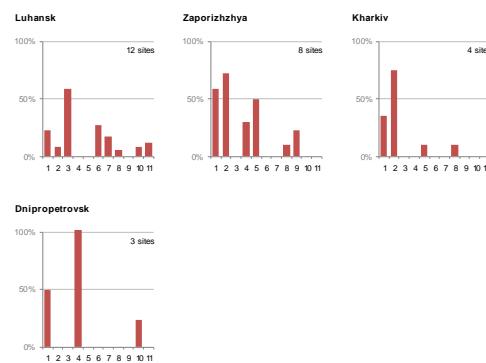
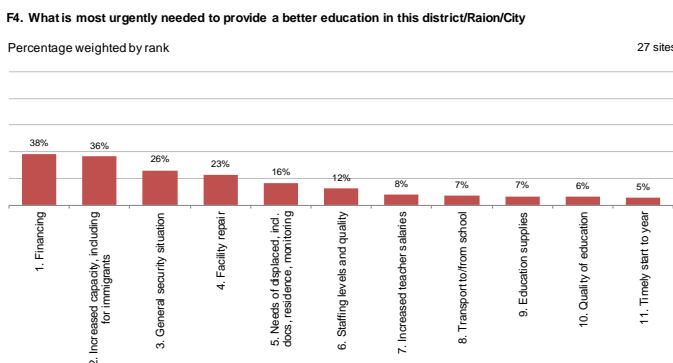
- [F3.2 & F3.3] Concerning availability and access of education, **30-40%** of sites reported issues, with the most commonly reported issue being lack of materials/resources in schools – cited **twice as often** as the next most cited concern which was closure due to security situation. Concerns about lack of income to access learning spaces predominated in Kharkiv and Zaporizhzhya (both IDP destinations). **No** sites in Donetsk reported any problems in access or availability. This may be explained by the few specialist education key informants interviewed in that region (in only 1 of 31 sites in Donetsk, compared with 5 of 14 in Luhansk)



- [F3] (2) **Five** sites – one in Kharkiv and four in Zaporizhzhya – reported problems with access of displaced population to education. All of these sites mentioned the lack of places available, while three also cited problems obtaining a school leaving certificate.



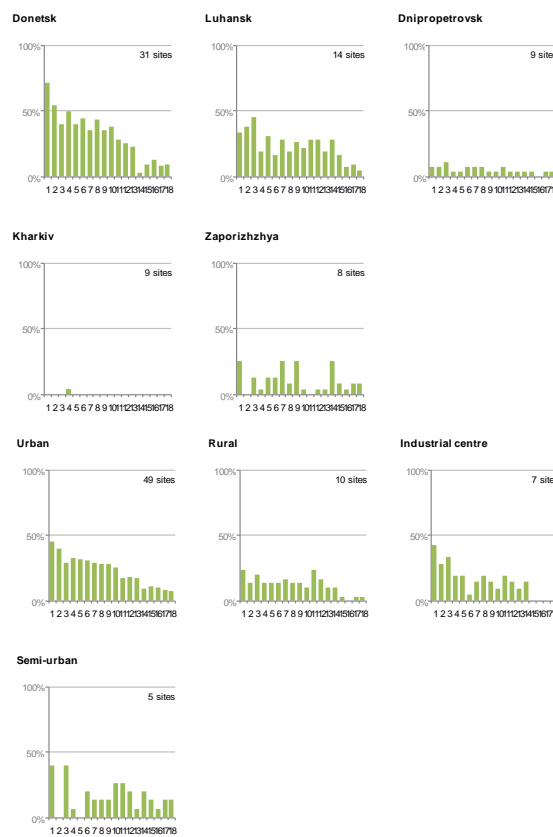
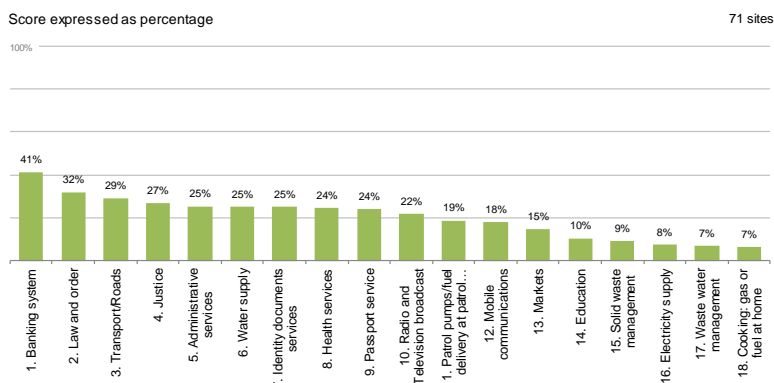
- [F4] categorising and ranking the education interventions urgently required (to which again only **a third** of sites provided answers), financing and capacity were most frequently cited, though repair of facilities was also a problem mentioned by two sites in Dnipropetrovsk oblast.



G. Access to Resources and Basic Services

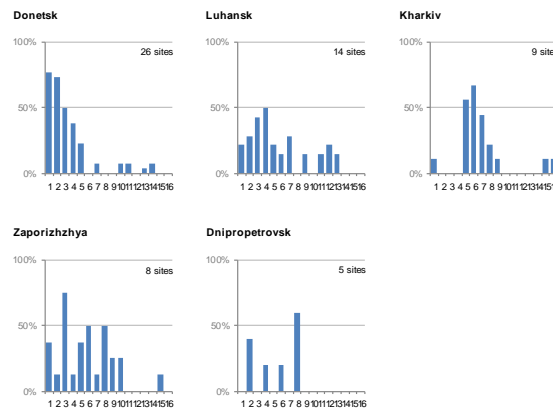
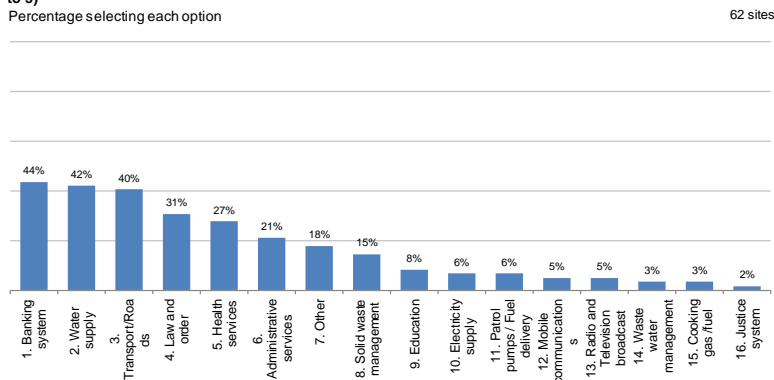
- [G1] Scoring level of impact on each on a scale from 0-3 (from operating as normal to very affected in all areas), the three most affected basic services according to key informants were the banking system (a score of **41%**), Law and order (**32%**) and transport (**29%**). Water supply was only in **sixth** place, health in **8th** and education in **14th**. Other services such as justice, administrative services, identity and passport documents were also ranked as being more greatly affected. This suggests that the restoration of both government- and privately-provisioned services (the latter including banking and transport) are a higher priority than 'typical' humanitarian interventions in health or education – though the level of impact on the water supply is a cause for concern.
- Electricity supply was
- Overall, access to services was more affected in Donetsk than Luhansk. In neighbouring oblasts the impact level was lower but Zaporizhzhya was worse affected than Dnipropetrovsk, and Kharkiv was virtually not at all affected.
- Services in urban areas and industrial centres were more affected than in rural areas, with transport perceived as the most greatly affected service in semi-urban areas.

G.1 How have the following basic services in the site been affected by the crisis?



- [G2] When asked to evaluate the likely impact on services over the next 3 months, respondents cited water supply as an increasing concern (**2nd** most frequently cited, **42%** of sites), as well as health (**5th** most frequently cited, **27%** of sites). Otherwise, concerns over banking and transport continued to predominate. The concern over the justice system disappeared completely, though this is likely due to respondents only selecting the three services they considered likely to be most affected. Justice, given that it is less relevant to immediate day-to-day and life-sustaining concerns, is unlikely to be considered a major issue by informants asked to look forward, even if it is considered to be already significantly affected currently. This may also explain the increase in ranking of water and health, due to both the criticality of these services and increasing concerns about current vulnerabilities translating over the next three months into real and acute needs.

G.2 What are the most affected basic services in the next 3 months (assessment site)? (tick up to 3)



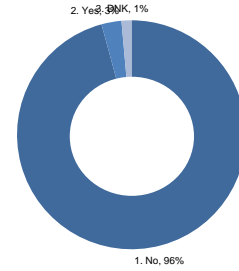
H. Gender-Based Violence

- [H1] Very few sites reported any incidents of gender-based violence, corresponding with the findings of [B3]. The two that reported recent GBV cases were Krasnodon in Luhansk and Krasny Liman in Donetsk, both urban areas.
- [H2] Of greater concern is the fact that the **73%** of sites reported no systems in place to address the consequences of GBV. Of the assessed oblasts only Dnipropetrovsk reported a higher frequency of such systems, in **56%** of sites; with only **21%** of sites prepared in Luhansk, and none at all in Donetsk, Kharkiv and Zaporizhzhya.
- This may, however, be explained by a lack of awareness of such systems especially amongst men, with **29%** sites with all female key informants reporting systems in place, compared with **0%** of sites with all male informants.

H1. Are you aware of any recent cases of gender-based violence in your community:

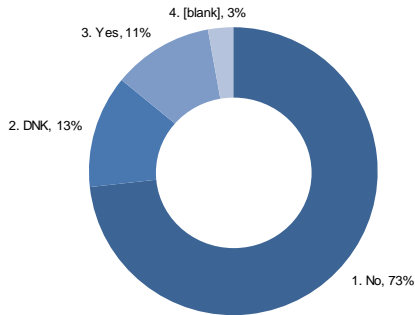
Percentage selecting each option

71 sites



H2. Are there systems in place to address consequences of gender-based violence in your community:

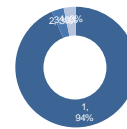
Percentage selecting each option



71 sites

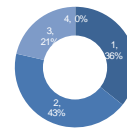
Donetsk

31 sites



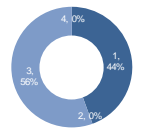
Luhansk

14 sites



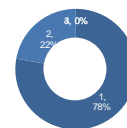
Dnipropetrovsk

9 sites



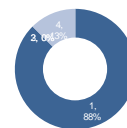
Kharkiv

9 sites



Zaporizhzhya

8 sites



ANNEX – Severity Scale

